

January 2024

CLINKER



BREAKER

Florida Artist Blacksmith Association

Established May 18, 1985

# Extra! Extra!

We got some late updates for the January Clinker Breaker, so we're closing 2023 with an extra edition for your reading pleasure!

Best wishes for a safe and joyous New Year!

## Greater Orlando Region

Well, I believe the scary weather reporting kept most of our members from visiting, but we had a few brave souls come for our 2nd part of a series on Heat treating and scrap tools for blacksmiths. This was a demo on some basic metallurgy and heat treating and tempering of a truck coil spring with a propane forge and bottle torch for tempering. I'd like to thank Jim Robarr for providing some good lecture materials for this demo!

I was lucky enough to learn some things as well, I tried having a small rare-earth magnet sitting on the face of my anvil to monitor my steel and was very surprised that my raps regained its magnetic properties at a much lower temperature than the coil spring. This is important because a good rule of thumb to prevent cracks and stresses when forging higher carbon steels is to stop forging when they regain their magnetic properties. The coil spring was still about orange when it regained its magnetism! It seems different steels can respond in a wider range to this testing method than I had originally thought.

Our hosts at UnderGround Metal Works were nice enough to allow us to hold this meeting inside so that we could all sit in the AC and not have to setup the tent for just a demonstration. Our next meeting will be on January 16th in the parking lot and will focus everyone on forging and heat treating spring blanks that we prepared in the first session. We have plenty of material, so if you have missed



the previous sessions come anyway because we have lots of extra stock!

If there is interest I am considering holding the demo on heat treating and tempering again in February since so many of our members missed out due to weather and I received good feedback. Let me know at our meeting in January or send me an email at [legacy.john.hare@gmail.com](mailto:legacy.john.hare@gmail.com) if this interests you.

The meeting will be held at UnderGround Metal Works  
660 W. Kennedy Blvd  
Orlando, FL

## Greater Orlando Meeting, Jan. 20

January's meeting will be Saturday, Jan. 20, at UnderGround Metal Works, 660 W. Kennedy Blvd., Maitland, FL. We will take the blanks we forged in December and everything we've learned to make punches, chisels, etc., as part of our "Fundamentals in Heat Treating for the Blacksmith" series. Please bring safety glasses.

If you are able, please bring something for the potluck; cookies, chips, sodas, etc., are all welcome!

We have plenty of extra stock to be forged out if you want to jump in, so don't be shy and come on by.

— John Hare, Orlando Regional Coordinator

## Gainesville Region Meetings

We had a nice turnout for December's meeting. We had open forges to allow folks to work on their own projects. Hammers hit hot steel, we talked about knives, axes, damascus, and art. A good time was had by all.



January's meeting will be held at the Hoggetowne Medieval Faire in Gainesville FL. It is held from 10 am till 6 pm January 27th and 28th.

The address is at Depot Park 874 SE 4th St., Gainesville, FL 32601. This is downtown Gainesville, so show up early if you want to park nearby.

I will have a forge and some anvils setup for folks to play around

with. We will likely have a forging competition around 1 pm. Wear your best medieval outfit if you have one. This can count as our January meeting, but it is also me making my living, selling my work. More info can be found at [www.hoggetownemedfaire.com](http://www.hoggetownemedfaire.com).

February's meeting will a hammer in at Fort King Park in Ocala on Saturday, Feb. 24th, from 10am till they kick us out. The address is 3925 E. Fort King St., Ocala, FL 34470.

Keith Hill built the new blacksmiths shop at Fort King. They made it as historically accurate as possible. Keith told me he forged over 2000 nails for the place.

The folks at Fort King want to start having demonstrations on a regular basis out of the shop, as well as hosting classes. Our goal is to prepare their equipment so classes can be run well, and to build some hardware for the blacksmith shop and grounds. Once again, there will be bonus points for those in period dress.

More info can be found here: [www.ocalaf.gov/government/city-departments-i-z/recreation-parks/fort-king-national-historic-landmark](http://www.ocalaf.gov/government/city-departments-i-z/recreation-parks/fort-king-national-historic-landmark)

— **Jordan Borstelmann, Gainesville Coordinator**



# Last call: Jerry Grice Scholarship deadline

This scholarship was established to honor the memory of Jerry Grice, one of our charter members.

Its purpose is to further the craft of blacksmithing and is available to any FABA member in good standing. The award is limited to the actual cost or \$1,000, whichever is lesser. It may be used for materials, tuition, lodging and transportation (paid at the rate of 43.2 cents per mile or the actual cost of public transportation, whichever is lesser).

A letter of application or a detailed email may be submitted provided the applicant answers the following questions:

1. What is your name, address and phone number?
2. How much experience in blacksmithing do you have?
3. How will this instruction help you with your blacksmithing craft?
4. What is the name of the school you wish to attend?
5. What is the name of the course and the name of the instructor teaching the class?



6. What costs will be incurred (tuition, lodging, transportation, etc.)?

Note: By accepting the Jerry Grice Scholarship, the applicant agrees to provide a demonstration of skills learned at a regular FABA meeting, and write an article concerning the learning experience, including a "how-to" article for publication in the Clinker Breaker.

The next item is not required but strongly suggested: An item should be made with the new knowledge and offered for auction at the Annual Conference.

Completed letters of application or emails should be sent to John Butler, Chair, FABA Scholarship Committee, 777 Tyre Road, Havana, FL 32333 or [jgbutler@sprintmail.com](mailto:jgbutler@sprintmail.com).

Deadline for receipt is Dec. 31, 2023. Three finalists will be recommended to the Board. The decision of the Board shall be final. The successful applicant will be notified.

---

## SHOP FOR SALE

FABA member Ray Nager is closing his shop in Lakeland, FL, and looking to clear out the equipment he has there. The classified ad is at right, but Ray sent more information below:

- 2 gas forges
- 2 anvils, including a 274 lb. kohlsua anvil with double horns and an upsetting block
- 2 hydraulic presses
  - one 75,000 pounds of pressure
  - another doesn't have a tower
- 2 drawing/drafting tables
- a lot of bottles and propane tanks, tools, tongs
- 3 steel layout tables
  - one on wheels
  - one table is 4 feet wide by 12 feet long
  - one table is 5 feet by 7 feet, with 6-inch pipe legs with 1 1/2 inch thick steel top

(2) Hydraulic Units: 7.5 & 10 hp, 3ph w/controls, Lg Gas Forge, 20pr Spring Swages, 3T asst. steel, 17" South Bend Lathe, Asst. tongs & Clamps, Miller Plasma Cutter #2020, Drafting Table, (3) layout tables 2 steel, 1 aluminum, 313# Peddinghaus Anvil dbl horn, New 30HP for 3ph conversion.  
Call for pricing! Contact Ray Nager, Lakeland, FL, 863-398-4995, [metal8481@yahoo.com](mailto:metal8481@yahoo.com)

Contact Ray at 863-398-4995 or via email at [metal8481@yahoo.com](mailto:metal8481@yahoo.com).

# Regional Events & Information



FABA has eight regions, and regular meetings are held in each region on the following Saturdays of each month: 1st Saturday—Central NE / 2nd Saturday—NW / 3rd Saturday—SE, Greater Orlando & Gainesville / 4th Saturday—Far West & SW.

The NNE meetings will be the 2nd or 3rd Saturdays (depending on the month) in 2024.

The regions have no boundaries – everyone is welcome everywhere. Come to more than one if you can!

The dates may vary, so check the schedule noted in the Regional Reports or on Facebook, or contact the Regional Coordinator.

Our meetings are informal gatherings around the forge. Prospective members are always welcome. Come for all or any part of a meeting, bring your tools or just watch. Most meetings run from 9 a.m. to 4 p.m., and you'll want to bring a bag lunch if not otherwise noted. If you have any questions about events, please check the region's Facebook page or contact the Regional Coordinators:

Greater Orlando Region	John Hare	802-373-1190	legacy.john.hare@gmail.com
Gainesville Region	Jordan Borstelmann	352-727-8260	crookedpathforge@gmail.com
Central Northeast Region	Heinrich Hole	386-848-6982	heinrich.faba@gmail.com
North Northeast Region	Doug Hayes	910-330-7601	djhayes29@hotmail.com
Northwest Region	John Pfund	850-528-3280	johnwpfund@aol.com
Southeast Region	Peter Hill	651-635-6022	blazeblades561@gmail.com
Southwest Region	Antony Fenn	617-320-4781	antony.fenn@gmail.com
Far West Region	Christopher Sandlin	850-865-9596	Chris@traditionsworkshop.com

**Florida Artist Blacksmith Association (FABA)** is a nonprofit organization chartered with the state of Florida that is dedicated to promoting and expanding the horizons of architectural, artistic and practical blacksmithing while preserving the rich heritage of this craft.

FABA Officers and members assume no responsibility or liability for injuries or damage caused as a result of the use of any information, materials, design, techniques, etc., contained in this newsletter; our website, [www.blacksmithing.org](http://www.blacksmithing.org); our Facebook Page at [www.facebook.com/FloridaBlacksmiths](https://www.facebook.com/FloridaBlacksmiths); any of our regional Facebook pages; or provided at meetings or demonstrations.

**Contributions to FABA are tax-deductible to the extent provided by law.** FABA publishes the Florida Clinker Breaker monthly and FABA membership includes a subscription. We solicit correspondence and unpaid articles on any subjects related to FABA's purposes. Send to [editor@blacksmithing.org](mailto:editor@blacksmithing.org). Materials submitted must be your own work, and citations of others must be clearly identified. By submitting materials, you are allowing FABA to edit, print and post them to FABA's website. ABANA Chapter newsletters may reprint non-copyrighted material, if it is credited to the author and this newsletter. You need the publisher's permission to reprint copyrighted material unless otherwise noted.

FLORIDA ARTIST BLACKSMITH ASSOCIATION REGISTRATION#: CH38635 EXPIRATION: May 13, 2024  
A COPY OF THE OFFICIAL REGISTRATION AND FINANCIAL INFORMATION MAY BE OBTAINED FROM THE DIVISION OF CONSUMER SERVICES BY CALLING TOLL-FREE (800-435-7352) WITHIN THE STATE.  
REGISTRATION DOES NOT IMPLY ENDORSEMENT, APPROVAL, OR RECOMMENDATION BY THE STATE.

## Table of Contents


- 1 Orlando Region Report**
- 1 Gainesville Region Report**
- 4 Regional Coordinators**
- 5-6 President's Message**
- 6 Jerry Grice Scholarship**
- 6 North NE Region Report**
- 7-8 NW Region Report**
- 8 Central NE Region Report**
- 9 SE Region Report**
- 8 Far West Region Report**
- 10 SW Region Report**
- 12-13 FABA Conference Photos**
- 14 Project: Anvil Hold-Down**
- 15 Project: Making A Fox**
- 16 FABA Officers/Membership**

# Your input is needed for 2024

Merry Christmas, everyone!

Our next board meeting will be held late January and I am required to submit a budget for consideration by the board during that meeting. I need, and desire, your input.

What is on your wish list? Comradery? Classes? Demonstrations? Well, FABAs has you covered for 2024. Lisa-Ann and her team are hard at work behind the scenes setting up FABAs CON 2024, and the event is sure to have all of these plus more. Since we have our room rates locked in, we are planning to return again to the Best Western Grand Gateway Grand, either in late October or early November. However, the final date will be dictated by the University of Florida football schedule. We will announce the dates via e-mail / Facebook and Clinker Breaker very soon.



**David Sandlin**  
FABAs President

We are also looking for your recommendations/requests for demonstrators and classes. AND, if you would like to be one of our FABAs CON 2024 demonstrators or if you would like to teach a class, please let me or Lisa-Ann know.

As part of our annual planning process to grow FABAs we are again looking to fund some regional events that might draw multi-regional interest. Get with your regional coordinator to make a recommendation that we can add to the FABAs program calendar. Events can include local demonstrators or tool building workshops that will add equipment to our inventory.

Finally, you might have a class or training opportunity you want to personally attend. Don't forget we offer two scholarships a year (including the Jerry Grice Scholarship that is accepting applications through Dec. 31. See page 4). If you are selected for either of our scholarships, all we ask is that you bring what you have learned back to FABAs in the form of an article and a presentation at the conference or a regional meeting.

We have been moving our membership roster from Square to Wix over the past year. If you did not receive the last Clinker Breaker in the post in November, it is probably because we don't have an accurate address for you. If you want to receive the printed publication (but didn't), please email me at [President@blacksmithing.org](mailto:President@blacksmithing.org) so I can update the database before I hand the task of membership secretary over to Mark Stone in January. After that, if you still want to mail your membership dues in, we will have Mark Stone's address listed as the Membership Secretary starting in the next issue. However, I really encourage you

to update your membership online at FABAs's Membership website ([www.blacksmithing.org/membership](http://www.blacksmithing.org/membership)).

Just a reminder, we are still looking for a Treasurer starting January 1, 2024. Until we find someone to take up this position on the board, I will be filling in with help from a few of the board members who have offered to pick up some select tasks.

## **Membership Note:**

Membership stands around 180 families. If you find an opportunity to talk blacksmithing, be sure to invite the interested party to join us at a local FABAs meet up. Also encourage them to join the fun by signing up for a family membership, which includes our monthly Clinker Breaker. We've made it even easier to sign up and pay online. They can also use the this QR code to directly access our Membership website ([www.blacksmithing.org/membership](http://www.blacksmithing.org/membership)).



## **Words for wisdom from a successful blacksmith**

*How do you make a small fortune by blacksmithing?  
Start with a large fortune.*

All joking aside, it is possible to earn a respectable living as a modern-day blacksmith. The successful smiths that I have met over the past few years have built their businesses over decades by promoting their work through various venues.

Older smiths (those who became highly sought after before the Internet) did a lot of meeting and greeting potential clients face-to-face. To gain notoriety, they often had to write books (think Mark Aspry, Francis Whitaker, Jack Andrews, Lorelei Sims).

More modern smiths have used the Internet to their advantage (think Christ Centered Ironworks, Black Bear Forge, Torbjörn Åhman, Alex Steel). If you plan to be an

## President's Message (continued)

Internet hero, you need to produce lots of content and post on a very regular basis. Writing a book or posting lots of material is hard work and requires time. But the old way of meet and greet still works well, even though it, too, is an investment of effort.

A few weeks ago I had a chance to talk to one of our more successful FABA members about the business of blacksmithing. He's not on YouTube. If he has written a book he didn't tell me. But he has consistently produced projects valued at 5 and 6 figures. These were his words of wisdom to me.

1. Get out of your shop and go visit people! You don't make any sales if you don't talk to folks. Plan on spending 40% of your time (at least no less than 20%) meeting with the public and selling yourself.

2. Learn to draw. There is no better way to communicate your ideas to your customer than drawing/sketching. For a big sale, you plan to do a model. Clay works well for that purpose.

3. Learn to work with different metals. Stainless steel forgings look really good outdoors. Go for brass, copper and other accents. Black ironwork is nice but go the extra mile to create some "pop" in your work.

4. Never undersell your skill, your time, or your work. You're not making a Walmart product. If the customer is not willing to pay your price, find a different customer.

5. If it's going to take you more than a month to make the product, make sure you get a payment every month. Cash flow is important to staying in business. Get the first payment up front so the customer has "skin in the game" and cannot easily back out.

6. Finally, spread the work around. Helping others will help you produce more.

Hope and pray your anvil rings true throughout the year.

— **David Sandlin, President**

## Regional Report

### NNE Region Meeting, Jan. 13

Unfortunately, busy schedules and flu kept folks away from our December meeting. The next meeting of the North NE Region will be Jan 13 at 9 a.m. at Iron Osprey Forge (102 Marshall Circle, St. Augustine, FL). We will plan out meetings for the next six months, so come by or message if you have ideas or requests. We will also discuss a project for the Castillo de San Marcos. After that we will work on Journeyman requirements.. Hope to see you there!

— **Doug Hayes, NNE Coordinator**

## FABA Announcements

# Last call: Jerry Grice Scholarship deadline

This scholarship was established to honor the memory of Jerry Grice, one of our charter members.

Its purpose is to further the craft of blacksmithing and is available to any FABA member in good standing. The award is limited to the actual cost or \$1,000, whichever is lesser. It may be used for materials, tuition, lodging and transportation (paid at the rate of 43.2 cents per mile or the actual cost of public transportation, whichever is lesser).

A letter of application or a detailed email may be submitted provided the applicant answers the following questions:

1. What is your name, address and phone number?
2. How much experience in blacksmithing do you have?
3. How will this instruction help you with your blacksmithing craft?
4. What is the name of the school you wish to attend?
5. What is the name of the course and the name of the instructor teaching the class?



6. What costs will be incurred (tuition, lodging, transportation, etc.)?

Note: By accepting the Jerry Grice Scholarship, the applicant agrees to provide a demonstration of skills learned at a regular FABA meeting, and write an article concerning the learning experience, including a "how-to" article for publication in the Clinker Breaker.

The next item is not required but strongly suggested: An item should be made with the new knowledge and offered for auction at the Annual Conference.

Completed letters of application or emails should be sent to John Butler, Chair, FABA Scholarship Committee, 777 Tyre Road, Havana, FL 32333 or [jgbutler@sprintmail.com](mailto:jgbutler@sprintmail.com).

Deadline for receipt is Dec. 31, 2023. Three finalists will be recommended to the Board. The decision of the Board shall be final. The successful applicant will be notified.

## NW Region Meeting Report

The December meeting for the Northwest Region was held at the home of Mary Ellen Anderson. This is our annual Christmas meeting so we have a Christmas dinner type lunch, this year was ham for the main dish and an overwhelming amount of sides and desserts brought by mem-



bers to share. We had 22 people sign in, down from 32 last year. It's so hard to guess how many people are going to show up for a meeting. We set up for the meeting in the Rex Anderson memorial blacksmith shop. Rex built the shop to support building their house and his construction work and blacksmithing, so it's a really nice one! We don't use it much anymore, mostly for the meeting once a year, but

Mary Ellen is willing to let us use it for some open forges as well, so we'll see if we can get something going during this year. Speaking of open forges, the Tuesday morning open forges at Roger's house are going well with 3-6 people showing up weekly. I asked members to bring ideas to work on at the meeting and Ken Weldon stepped up and brought supplies to make flower shaped candle holders and helped a couple people make them. We've been gaining new members with some joining us each time we have a meeting. Another great meeting! Thank you, Mary Ellen, and everyone who helps to make it happen.



## NW Region Meeting, Jan. 13

Our January meeting is going to be held on Jan. 13th at Mike Bettinger's welding shop, 3340 Garber Road, Tallahassee, FL 32303. Mike's grilling crew is going to make chicken for us, and we should bring sides and desserts to go with it. The January meeting at Bettinger's tends to be our biggest of the year, with over 50 signing in last year. Daniel Schul will be demonstrating for us. Last year he made an axe. I wonder what this year will be? Chris Cauthen is going to bring supplies to lead a class making peppers, so there's a chance for several people to give it a try. Come prepared, if you're interested, and be sure to bring donations for the





### NW Region Report (continued)

raffle. Handmade by you items always get a free ticket bounty, based on the complexity of the donated items. Sounds like it's going to be a great meeting. Unfortunately for me, I have to leave the day before to fly to Washington State. My sister needs a dog and house sitter and I can't resist a chance to go on an adventure. Roger Bell is going to cover for me by bringing the sign-in book and supplies for the raffle. Billy Christie will help with the raffle as usual and make sure bounty items are properly rewarded. Have fun you all! We haven't set the place for the February meeting yet, so I'll have to let you know about that one in the February Clinker Breaker.

— **John Pfund, NW Region Coordinator**

### Central NE Meeting, Jan. 6

**Where:** Barberville Pioneer Settlement,  
1776 Lightfoot Lane, Barberville, FL 32105

**When:** January 6th, 9AM to 4PM

**DON'T MISS THIS ONE!** This January is going to be a special meeting. We're going to get to enjoy a demonstration on latch-making by William Thornton, and then we'll be having a very special Iron in the Hat. I've been accumulating some items that most people do not normally have access to. Join the meeting to see what they are and get the chance to acquire rare materials. (Hint: When looking these up, we discovered that their original retail value was \$1,500 a set. No that's not a typo. :) Please feel free to bring in some of your own things to contribute to the table as well so it's not just my special items sitting there all alone. Don't forget, if you contribute a handmade item that you made yourself, then you'll receive 5 free tickets. That's 5 chances for you to acquire one of the mystery items.

Lunch will be potluck style again, so please bring in a food item to help out if you can. I'll look forward to seeing you all there and will be excited to see who gets to walk out with some serious loot.

— **Heinrich Hole, Central NE Coordinator**

### Support our FABA business members

#### DAMASCUS SPONSORS

David Sandlin - Traditions Workshop - Fort Walton Beach, FL

#### STEEL SPONSORS

Greg Hagen - Holland Anvils - Holland, MI

John Elliot - Blacksmith Supply - Chester, VA

Michael Oliver - Turn and Burn Metalworks - Lakeland, FL

Doug Hayes - Iron Osprey Forge - St. Augustine, FL

#### IRON SPONSORS

Scott Brown - Medieval Smith - Land O' Lakes, FL

Jordan Borstelmann - Crooked Path Forge - Gainesville, FL

Rick Smith - Gainesville, FL

Nicole Horenstein - High Springs, FL

Mark Fillmore - Naples, FL

Cameron LaFrance - Micco, FL

Interested in being a FABA sponsor or expanding your sponsor listing? Please contact FABA treasurer Doug Hayes at [djhayes29@hotmail.com](mailto:djhayes29@hotmail.com) and include your business name, tag line, and contact information for use in the Clinker Breaker and online.



## SE Region Meeting Report

Dec. 16 was a busy day at the Peter Hill's farm. We had a good turnout with some new faces wanting to know more about FABAs. Some people worked on their Journeyman requirements. Others finished projects from the last meeting. With Christmas only a few days away, ornaments were forged for the tree, such as snowflakes (guaranteed not to melt) and hanging bird's nests with marbles in them. Young and upcoming smiths worked on their first knives while their dads finished up their work from last meeting. Happy Holidays to all. Hope to see you in the new year!

The SE Region meets every third Saturday of the month at The Farm, 1566 S. Military Trail, West Palm Beach, FL. The Farm is located off Military Trail; just turn at the pole painted red, white and blue, and follow your GPS or Google maps. It should get you there!

Get more information on the FABAs SE Facebook page at [www.facebook.com/groups/603288803747002](http://www.facebook.com/groups/603288803747002).

— Gary Becker, SE Region member



## Far West Meeting Schedule

Far West Region is proposing the following schedule:  
January 27, Traditions Workshop, 9-3, lunch provided by the workshop, donations appreciated. Discussion of our vision for the regional project – Medieval religion and folklore; be ready to sign up to make your part.

February 24, Traditions Workshop, 9-3, lunch provided by the workshop, donations appreciated. We will work on Journeyman projects.

March 23, John Butler's Farm, 9AM set up, then from 10AM to 3PM our annual FABA fund raising class, "How to Craft a Viking Era Utility Knife." Class cost will be \$120 with a lunch hosted by Sonny's BBQ included. We will have plenty of instructors but limit this to the first 12 people who sign up so everyone will have access to the necessary tools.

April 27, we are in negotiation for a return to St. Michael's Brewery. Most likely the project will be a bottle opener. Public welcome to participate if they sign up to be a FABA member. (Yes, this is a thinly disguised membership drive.)

May 25, return to Timber Creek Distillery, 9AM set up, 9:30AM open forges to 3PM. Bring your parts, or use the time to make your part for the regional competition project. Cam and Aaron also encourage you to bring your projects to sell. They will keep your work on display over the bar, and attempt to sell it over the summer until we meet again at Timber Creek in November.

June 22 and July 27 locations are TBD but most likely will be held at Traditions Workshop, 9AM-2PM.

August 24 will probably be back at John Butler's farm so the most western part of the Far West will have their opportunity to make final contributions to the regional project.

September 28 will be at Traditions Workshop, 9AM-3PM, lunch provided by the workshop, donations appreciated. We will work on finishing our gift exchange (something with teeth) and regional competition (Medieval religion and folklore) projects. Plus this is the meeting where we start packing the trailer.

October 26 will depend on when the conference is held. We will either be packing or unpacking a trailer at this meeting.

November 16 Timber Creek Distillery, 9AM set up, then at 10 AM the hammer falls and we compete until 2PM. We will then start taking things down while we wait for the judges and people's choice decisions which will be announced at 3PM. Competition project to be announced later this year. Cam and Aaron also encourage you to bring your projects to sell as a "Kris Kringle Mart."

December we will take a bye, unless someone has a better offer.



As a bonus, if you are interested in working through the ABANA National Curriculum Level I, we will host workshops on the Friday afternoons before we meet at Traditions Workshop on the following Saturday (January, February, June, July, September, October). These are not classes! It's more like the blind leading the blind as we try to work through all the parts of the Level I. If you show up on a Friday when we are packing to take FABA Far West on the road, we'd appreciate your help.

## SW Region Meeting Report

We had a fun SW meeting at my workshop making twisty Christmas decorations. Big thanks to Scott Teele for demonstrating and guiding us all through the experience of forge welding tiny 1/8" stock to produce almost jewelry sized pieces - as modeled as an earring by Doug Rogerson. Also thank you to Francis Trez Cole for a speedy demonstration of a horse shaped bottle opener. Have a wonderful Christmas and a Happy New Year!

— **Tony Fenn, SW Region Coordinator**

## SW Region Meeting, Jan. 27

On Saturday, January 27th, at 10AM, we will be back to Crowley Museum and Nature Center just east of Sarasota. We will light up the forges in the restored museum blacksmiths shop.

At this meeting we will get back to Journeyman skills where Trez, Doug and I will demo tricky square corners in both square and round bar.

Please bring safety eye wear and dress appropriately.

Please bring something for Iron in the Hat, and a food or drink item to share.

Crowley Museum and Nature Center

[www.crowleyfl.org](http://www.crowleyfl.org)

Address: 16405 Myakka Road, Sarasota, FL 34240

Telephone : (941) 322-1000

DIRECTIONS to Crowley Museum

From the south or west: Take Fruitville Road (exit #210 off I75) and drive 10 miles to the dead end. Turn right on Myakka road. Go 3 miles, Crowley is on your left. If you travel over the bridge to the north entrance of Myakka State Park, you missed us by a mile.

From the north: Take I75 to route #70, exit #217B, travel to Verna Road. Turn right and travel south for approximately 6 miles to the Crowley entrance on your left.

From the east: Take Hwy #70 to Verna Road. Turn left. Travel approximately 6 miles to Crowley entrance on your left.

Please check out the FABA SW Facebook group page for any upcoming meeting announcement at [www.facebook.com/groups/228279738123674](https://www.facebook.com/groups/228279738123674), or contact [antony.fenn@gmail.com](mailto:antony.fenn@gmail.com).

— **Tony Fenn, SW Region Coordinator**

CLINKER BREAKER



Doug Rogerson



Marty Worline



SW FABA members at the December meeting



Don Bryant and Marty Worline

# The Blacksmithing Challenge

The Blacksmithing Challenge at FAB CON on Friday night was divided into Beginner, Intermediate and Advanced blacksmithing categories.



# Sunday at the Conference

Although there are fewer classes at FABA CON on Sundays, there is still plenty going on! Thanks to Marcia Hines for her photos of the day.



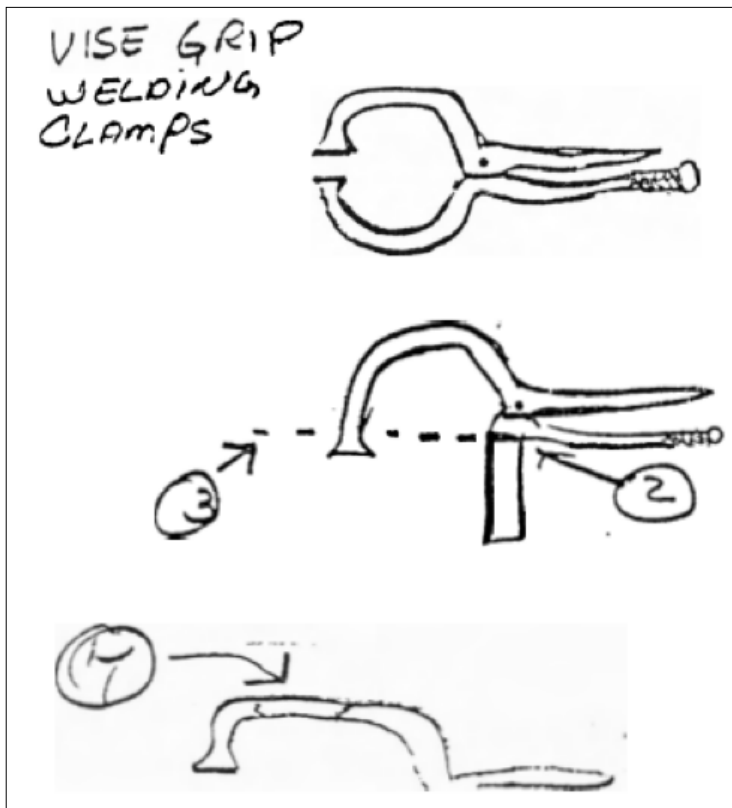
By Bob Morris from the FABA Clinker Breaker May 1985

## A Simple Anvil Hold-Down

A clamp is so simple, I'm surprised I haven't seen it around. So, if you're looking to make a good hold-down for your anvil, here it is:

1. Take a large set of vice grip welding clamps, remove spring.
2. Cut bottom of clamp jaw off.
3. Align hardy stock with clamp, being sure that top clamp comes down below hardy stock weld,
4. Weld clamp and stock together.
5. Cool and replace spring.
6. Clamp jaw may need to be adjusted to insure good pressure on anvil. Washers or flat stock may be welded to foot of jaw to suit your needs, or
7. Top arm may be extended.

The combinations are limitless, so go ahead and try one. You'll like it.



Bring your National Curriculum projects for evaluation!



## 50th Anniversary Celebration & Conference

June 6-9, 2024 • Johnstown, PA

Demonstrations • Lectures  
Iron-in-the-Hat Raffle • Auction  
Vendors • Tailgating • Ring Project  
Family Programs • Gallery

**\$2,000 in Prizes  
will be awarded in the  
Team Forging Competition!**

[abana.org/50thanniversary](http://abana.org/50thanniversary)

## Think Outside the Fox! By Don Pfaff

One of our favorite contributors, Don Pfaff, has come up with yet another ingenious idea that can be an embellishment for another project or special on its own. A few simple tools, symmetry, and a little patience can look sly to your eye! You can adjust these features to create other woodland animals with a change in tooling and placement. Give it a try!

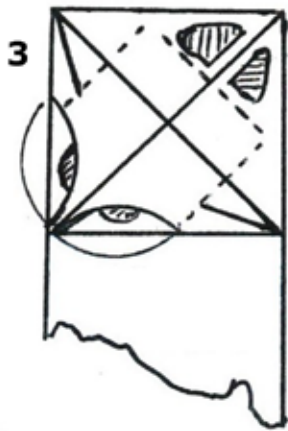
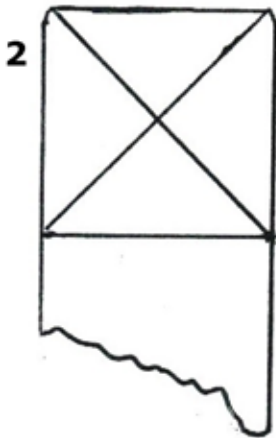

**Materials:** 1 1/2" X 3/16" flat bar

**Tooling:** Fuller, chisels including a sheeting chisel, football eye punch, special fuller for cheeks. (1 1/8" bar with handle for cheek areas).

**Tip:** Don't cut off the square of material immediately, work with it on the bar for a few steps before cutting off.


### How to:

1. Pencil mark bar 1 1/2" down to form a square on the end of the bar.
2. Mark corner to corner and side cuts.
3. Cold chisel in ear split and side cuts
4. Hot cut ears and side tufts to dotted line, now cut free form from bar.
5. Spread ears. For direction of tufts, move one up and two down.
6. Fuller inside and between ears. (Separate the ears with a large space using a fuller).
7. For face, use a 1 1/8" round bar partially on flat bar to form face and allow for nose.
8. Punch eyes using a "football" shape punch.
9. To make face more streamline, grind a slight curve for jaw.



Grind slight curve in cheek when finished here!

1. Finished Fox! 2. Marking material. 3. Layout of face. 4. Eye punch is shaped like a football. Note: Cheeks are ground slightly to give personality to fox. 5. Layout cuts on bar. Easier to work with bar attached, then cut off when necessary. 6. Tool made for creating cheek depressions.



## Keep your Cool Under Fire! By Don Pfaff

A good way to recycle a water bottle is to use it as a way to cool off a piece of metal. Just place three or more holes in the lid of the bottle, fill with water and you have easy access to a water source for cooling metal. Definitely helpful! Tip: Mark bottle- "Do NOT drink!"



# THE FLORIDA CLINKER BREAKER

## Florida Artist Blacksmith Association

David Sandlin, President  
114 Choctaw Cove  
Valparaiso, FL 32580



NONPROFIT ORG  
US POSTAGE  
PAID  
Tallahassee, FL  
PERMIT 329

## January 2024

### FABA Officers

President	David Sandlin	President@blacksmithing.org
Vice President	Lisa Anne Conner	Vicepres@blacksmithing.org
Interim Treasurer	Doug Hayes	Treasurer@blacksmithing.org
Secretary	Tia Kitchen	Secretary@blacksmithing.org
Past President	Mark Stone	markham62@comcast.net
Trustee NW	Roger Bell	bellrgr@yahoo.com
Trustee NE	Bill Harris	wrabh01@gmail.com
Trustee SE	Steve Silvers	SEtrustee@blacksmithing.org
Trustee SW	Trez Cole	nokomisforge@hotmail.com
Editor	Jennifer Jhon	Editor@blacksmithing.org
Interim Program Chair	Erin Harlow	FABAprogramcoordinator@gmail.com
WebMaster	Jessica Sandlin	FABAwebmaster@gmail.com

**FABA Membership Application:** Membership begins when your application and \$30 membership fee is received. Membership is per family and lasts one year. Use your credit card to join or renew your FABA Membership via Square by going to [www.blacksmithing.org](http://www.blacksmithing.org) and clicking the **JOIN FABA** button to access the Square payment system.

OR send the below application and your check to "FABA" for \$30 to FABA's temporary Membership Secretary at:

FABA Membership Secretary,  
C/O Sandlin  
114 Choctaw Cove  
Valparaiso, FL 32580

NAME \_\_\_\_\_

FAMILY MEMBERS \_\_\_\_\_

ADDRESS \_\_\_\_\_ CITY \_\_\_\_\_ ZIP \_\_\_\_\_

PHONE \_\_\_\_\_ CELL \_\_\_\_\_ EMAIL \_\_\_\_\_

DATE \_\_\_\_\_ NEW \_\_\_\_\_ RENEWAL \_\_\_\_\_ I want B&W Newsletter by mail (quarterly) \_\_\_\_\_ OR Color Newsletter by Email \_\_\_\_\_