

November 2009

The Florida

Clinker Breaker

Florida Artist Blacksmith Association - Established May 18, 1985

Editorial Musings

Steve Bloom

Well, it was definitely a hot conference -- more like a 2 T-shirts and a dry pair of jeans/day affair. Since I was teaching (OK - sitting in a chair near an ice chest), I didn't get around to the demonstrators as much as I might have liked and I didn't get any pictures, so if you have any pictures you want to share, please send them in for the next issue.

We are going to have pictures of the art in the Gallery. Tom Macheski, a friend and an accomplished photographer, volunteered to set up a photo tent and take shots of whatever he could. We'll be publishing his shots both here and on the website and blowups will be available for a nominal cost. I want to especially thank Greg Cumbaa for manning the Gallery and overseeing it, year after year. If you or your spouse can spare a few hours next time, please volunteer to help. It is air-conditioned.....

The teaching trailer worked out reasonably well with the exception of the air control on the forges. Since we couldn't afford to equip all the forges with hand blowers (4 Champion 400's would have cost more than the entire trailer), we are using electric blowers. As a space conserving attempt, I equipped the blowers with flap valves. Bad idea. We had four blast furnaces eating coal and stock. By the next time the trailer emerges, I will have equipped them with slide gates.

We ran into definite problems with communications between the registration folks and the teachers. A projected class of three ballooned into 8 students (for 4 setups). By the time we factored in way-too-much sun, a sudden downpour, and the inevitable equipment glitches, the students didn't get the attention that they should get and I ran my legs off. We'll work out something before the next conference. I prepared a choice of four different projects - and virtually everyone picked the cheese cutter that appeared in the last issue. To prep for the class, I did make a write-up on a more ambitious project - a BBQ utensil rack and I'm using that write-up in this issue to fill the space.

Board Business

As you probably already guessed, the folks who volunteered to run for the open offices all were elected. Congrats to Jerry Wolfe who will take over from Rex. Charles ('Hippie') Pate & Jim Labolito will continue as Vice-President & Secretary. The trustees are Ron Childers (NW) and Lisa Ann Connor (SW).

We are moving ahead on a **storage facility** at the Settlement (a 4' x 28' "locker" under one the roof of the carriage barn).

During the previous Board meeting, FABa contributed some funds to Bok Tower (as a way of saying 'Thanks' for the special access we got in Feb) and to then Mission San Luis in Tallahassee to support the rebuilding of the smithy there. We received appreciative letters from David Price (Bok Towers) and David Ramsay (Chair, Friends of Mission San Luis). The financial statements for the 2nd & 3rd Quarters are now posted on the website. The results from the conference will be posted in the next issue.

The Board is exploring the concept of a **lifetime membership**. The basic idea is that an individual would pony up \$500 and would become a member for as long as they are still extant. The moneys from these memberships would be invested in an interest-bearing account and the interest would cover the membership fees. If you might be interested, please tell a board member or use the new 'Feedback' page on the website (so new that it doesn't yet exist except as an item on my 'to-do' list).

The **T-shirts** went fast. There will be another order placed in the near future. Talk to you coordinator and/or trustee if you want to get an order in (see Pg.6)

The next Board meeting will be a telephone conference call on January 21,2010

What is it?

What is it from previous month - the best minds think this is an "oar pivot" for a row boat. - Jerry Wolfe

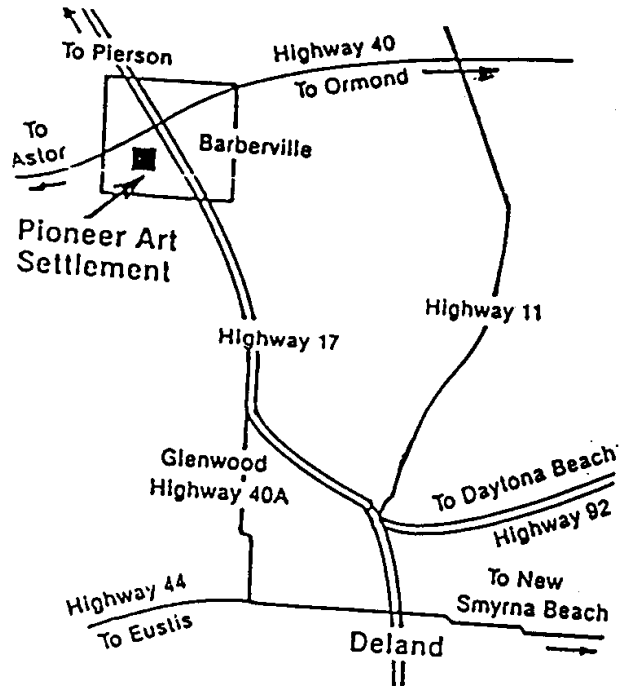
Upcoming Events

The calendar includes events of interest to the blacksmithing community. The regions have no boundaries - everyone is welcome everywhere. Come to more than one if you can. We hold regular meetings in each region on the following Saturdays of each month: NE-1st, NW-2nd, SE-3rd, SW-4th except for quarterly Statewide meetings. The actual dates vary so check the schedule below. Our meetings are informal gatherings around the forge. Prospective members are always welcome. Come for all or any part of a meeting, bring your tools or just watch. Most meetings run from 9AM to 4PM and you'll need to bring lunch if not otherwise noted. If you have any questions about meetings, please contact the Regional Coordinators:

Northeast Region	Mitch Widham	386-673-0174	mwidham@cfl.rr.com
Northwest Region	Billy Christie	850-421-1386	chriswoodforge@embarqmail.com
Southeast Region --needs a volunteer - what about you?			
Southwest Region	Jerry Wolfe	941-355-5615	wolfeforge@hotmail.com

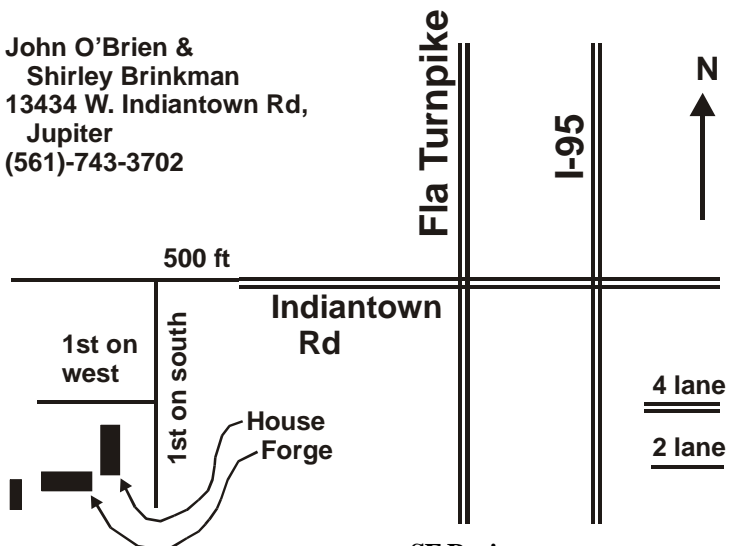
November 2009

- NE 07** 33rd Annual Fall Jamboree at Barberville (FABA members demonstrating but no official meeting)
- NW 14** Ken and Louise Burns, 5984 W. Kelly Road, Tallahassee, FL. Troy Brown will be demonstrating Down and Dirty Knives! 850/878-9643.
- SE 21** John O'Brien's shop. Meeting will be a Thanksgiving meeting Plans are for each member that wants, will make an item to take home. Don Shedlock providing material and instruction to make item to be taken home.-See S.E. Report for lunch info & details. John's Shop is well worth the drive, Please plan to attend..
- SW 28**



NE Region

John O'Brien &
Shirley Brinkman
13434 W. Indiantown Rd,
Jupiter
(561)-743-3702



SE Region

SW Region

Future Events

- NE Dec 05 Christmas Gathering at Allen Hardwicke's
NW Dec 12 Bill Adams "Blind Hog Forge" at 1307
Shady Rest Road, Havana, FL.
SW Dec 12 (?) Candle holders and letter openers -
Details in next issue.
SE Dec 19 Meeting to be held at the Boy Scout Camp.
NW Jan 09 Jeff & Brook Mohr's "Mocking Bird Forge"
22 Ironwood Court, Crawfordville, FL.
SE Jan 16 Meeting to be held at Ray Reynolds' Shop

Report from the Northwest

Billy Christie & John Watson

The Northwest September 12th meeting was held at Charles (Hippie) and Nellie Pate's. Hippie's Forge is located just west of downtown Lamont, FL. Hippie is a great creator, designer, and maker. In addition, he has an acute eye for safety!

Safety is an issue each of us needs to pay more attention too. Not just to the heat producing forges, torches, welders, grinders, and items heated. We need to inspect our work areas for any potential problems. Hippie's forge is a great example, in that his rule in his work area is, "Everything has a place and a place for everything." When he finishes working with a tool or jig, it goes back to its proper place. When working with power tools, such as



Some of Hippie's art

a grinder or a wire wheel, a full face shield should be worn (eye and face safety can't be underscored enough). Another item worth mentioning is a handle to a vice. When you conclude working with a vice, the handle is left in a vertical position so that you do not walk into it.

Hippie showed a number of projects to be made from old wrenches, rakes, rods, hammerheads, steel toed boots, and a number of other old metal items. It was a joy to watch the mind of an artist at work; bouncing back and forth then joining the thoughts together in placement for a number of finished items.

We thank Hippie and Nellie for opening their forge for a great day of learning, fellowship, and food.

A special thank you to John Watson for bringing his custom 'pig' smoker and cooking up the delicious burgers. And, as always, we enjoyed all the covered dishes that were provided.

Several hand forged items and other interesting things were donated for our Iron In The Hat. The drawings brought in \$105.00. Dot Butler helped with the drawing of the winning tickets. Thanks, Dot! Remember, if you donate any hand forged items to the 'hat', you will receive five (5) free tickets!

See you at the next meeting. Happy Hammering!

Report from the Northeast


Mitchell Widham

The NE meeting (Oct.3) had 33 folks sign the roster, although we didn't have any planned demonstrators, just open forges and Conference prep. We had lots of activities going on. Allen and Thurmond showed the group how to make an Iron Ribbon out of a 32 inch piece of flat bar. I think that this would be a big hit with the ladies, especially those of us "In the dog house". Steve Estenson did his tong making demo



Iron Ribbon by Allen Hardwicke & Thurmond Chaffin.

as prep for the class he will be teaching at the conference, and Jordan Thomas did an impromptu demo on a horse shoe for a group of Cub Scouts that happened through the Hollenbeck and Sons Smithy.



Thurmond Chaffin

Other forges were smoking the place up as members worked on various projects

For the 3rd month Bob Blanton donated a custom knife, but this month instead of raffling it off in Buck in a Bucket we auctioned it off, these have added greatly to our monthly take for FABA. Thanks Bob, keep up the good work.



Custom Knife donated by Bob Blanton.

Long time member, leader and a mentor of mine, Bob Mancuso has been ill and unable to attend, we all wish him well and a speedy recovery and return (*Bob attended the Conference and is doing well - Editor*). Melanie Harding stepped up to run the action and Buck in the Bucket which netted \$178.00 for the group plus an additional 26 dollars was donated to the Settlement, Good job folks, I know times are tough, but you guys and gals always step up to the challenge.

We broke bread with pulled pork, and Chicken as well as many other fine dishes and sweets to wash it down with. For Nov 7th we won't be having a formal meeting per say, as the 33 Annual Fall Jamboree @ Barberville will be going on, no buck in the bucket or pot luck but you are encouraged to come out and partake in the festivities or do demos, check out the link for more info. <http://www.pioneersettlement.org/falljamboree.html> . The Dec 5th meeting will again be held at Allen Hardwicke's (map next month) please bring your best dish to share (*and be prepared to overindulge! - Editor*) and top shelf buck in the bucket items.

Report from the Southeast

Ed Aarons


The Nov 21st meeting will be well worth the trip. John's shop is great. Plus, Don Shedlock will hold a workshop to make an item to be taken home. Please, Please attend. We need to see how many still want to continue with our Region. Hot dogs and hamburgers will be served, please bring a covered dish to share that goes with hot dogs-hamburgers. There will be a \$6 material charge for the Fish yard art that Don is demonstrating. Meeting starts at 9am through around 2pm....

Also, RSVP so we can get an idea of the material needed and can advise you of a covered dish to bring. Either e-mail or by calling Ed. 561-748-9824. Thanks

Report from the Southwest

Jerry Wolfe

The FABA SW Gathering was held Saturday, Sept 26th at Phil Pauley's forge. The project for the day was a candle holder requiring several forging techniques. Several of the 14 attendees brought projects to work on and share. Several repousee pieces and forged wing of copper were shown by Bob "Flash" Cangiamila. Nice work Flash. Thanks Phil for organizing and pulling off a great meeting. I understand the chili had a "hot kick" to it.





Notices, For Sales & Want-Ads

BLACKSMITH COAL

\$35 per 100 lb bag (Pickup only) & details - Pioneer Settlement, contact the Settlement at 386-749-2959 or 386-749-2087 or mail your order with payment to PSCA/COAL, P.O. Box 6, Barberville, FL 32105. Accepted forms of payment: cash, money orders, checks, MasterCard and Visa.

More Knife Stuff

Gary Kemp spotted a site that may be of interest to the knifemakers out there: http://www.northcoastknives.com/northcoast_knives_tutorials_hints_tips.htm

T-shirts

Kathy Thomas, NE Trustee

This year's t-shirt sales at the conference were a great success. Since there was a mix up with the registration deadline a post conference shirt order is being arranged.

Each of the regional trustees has accepted an assortment of shirts, including this year's remaining units, as well as several designs from past years at discounted prices. Existing and new members will now have the opportunity to obtain shirts during any monthly meeting.

If your size was not available at registration check-in contact your regional trustee to insure it's not available immediately. If it is not, ***a post conference order will be placed at the end of this month. Make sure you don't delay pre-paying and placing your order.***

Remember, wearing your FABA shirt is a great way to easily advertise and promote our unique family oriented association. People will ask which opens an opportunity for you to increase awareness in your area, share information about FABA, and invite interested persons to a free meeting of fun and blacksmithing education. Ask your regional trustee or coordinator for printed brochures to have on hand to give to

interested persons. This is the easiest way you can help with membership growth.

Newsletter & Website Administration

Steve Bloom

We currently have 250+ names on the mailing list and about 40 folks who have elected to have their newsletter e-mailed to them instead of using the Post Office. Every hard copy eats up virtually all of your dues. So if you want the *Clinker Breaker* in living color, want a copy that is not bent, folded or mutilated, and want first crack at *For Sale* items, drop me an e-mail using the address that you would like the PDF to be sent (and/or just include the appropriate address in the e-mail), and you'll go on the list. If you are on the digital distribution list, I'll also send you an e-mail just before your membership is due to expire.

The website has some features that you might not be aware of. There is an archive of all the past issues of the newsletter and of many how-to-do-it articles that I have accumulated over the years. The articles in the newsletter and in the archive are indexed and searchable - so if you want to see how other folks put something together in the past, you just might be able to find instructions. **AND** if you find a website or web resource that would be of interest to your fellow smiths, send that information to me and I'll add it to the indexing system.

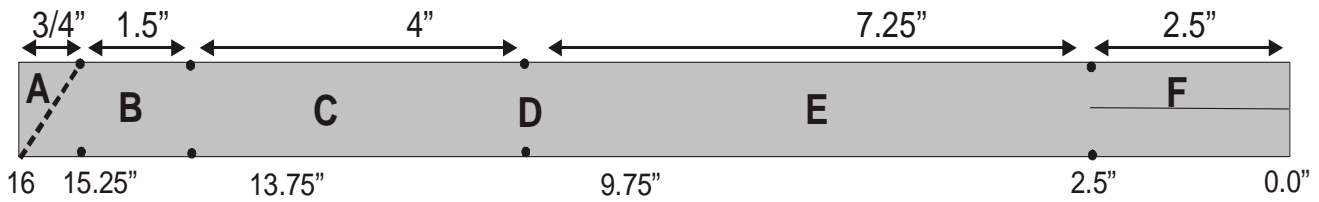
I have also added a comments page to the website. If you want to respond to the question about like memberships or just want to send something to me and/or any of the board members, you can now do that.



The "Moo"

Steve Bloom, Ironflower Forge

1"x3/16"x16" - marked as shown



- A. Tail tip: Optional: cut on diagonal
- B. Tail
- C. Rear & Chin
- D. Lip
- E. Nose & Eyes
- F. Horns - Saw or chisel on center

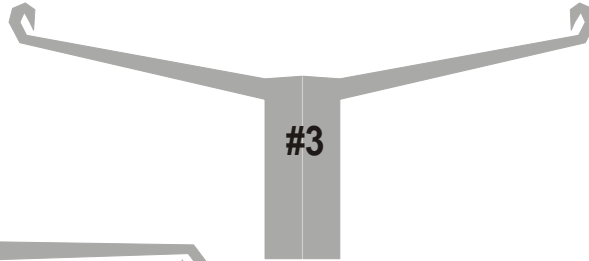
1. Use fuller and notch between A-B & B-C



2. Shape tail tip into a leaf shape and forge tail to ~4" - keep thickness ~ 3/16"



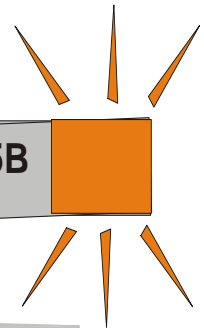
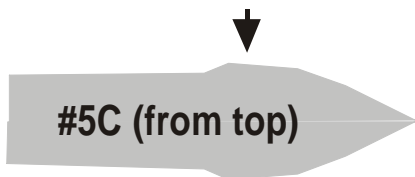
3. Draw out & taper horns to ~ 4" long & roll tips (maintain 3/16" thickness)



4. "Fold" horns onto center line (just getting them out of the way)

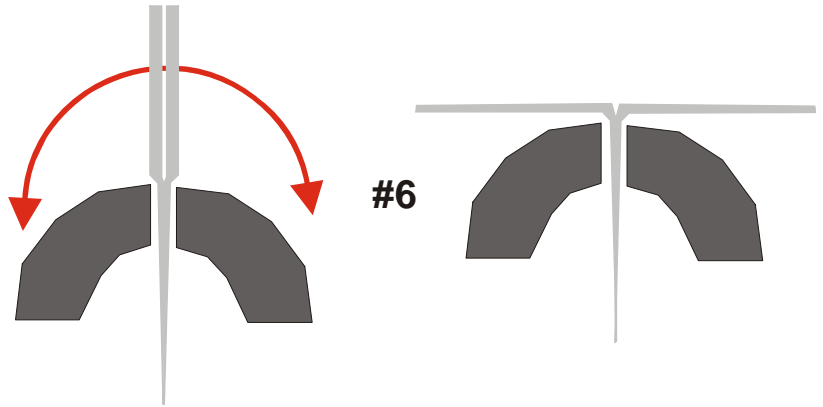


5. Fold at D, forge-weld ~1", draw to point & reduce thickness to 3/16" or less



then forge welded area back to 1" wide

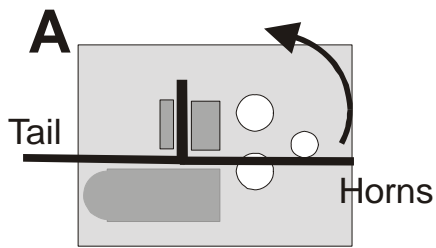
6. Use vise and bend limbs 90 degrees to the lip



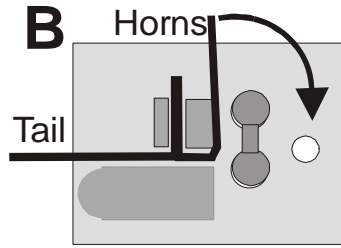
7. Drill 3/8" hole as close to the lip as possible (on the horn side of the strap)



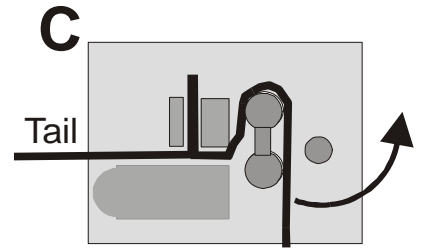
8. Either use a bending fork(s) or the specialized jig shown here. The jig is a plate of steel with 3 blocks welded to it and 3 holes.



8A. Insert strap and bend as shown

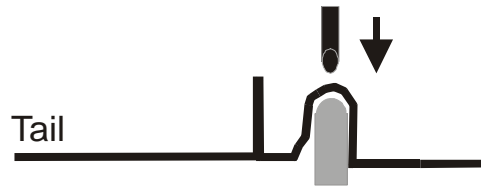


8B. Insert double-round peg and bend as shown



8C. Insert single-round peg into last hole and bend as shown

9. Use the 2nd jig to support the nose & a round-head punch to make nostrils



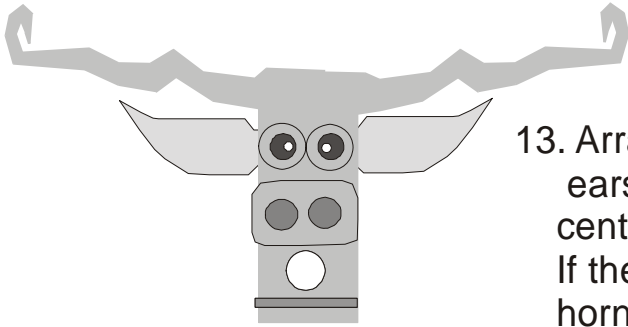
10. Use the double-eye punch to make eye sockets. Drill two 3/16" holes as shown



11. With a 3" long x 3/4" x 1/8" strap, fuller the center and draw out the center. Be sure to leave ~ 1/2" wide in the center for the rivet holes

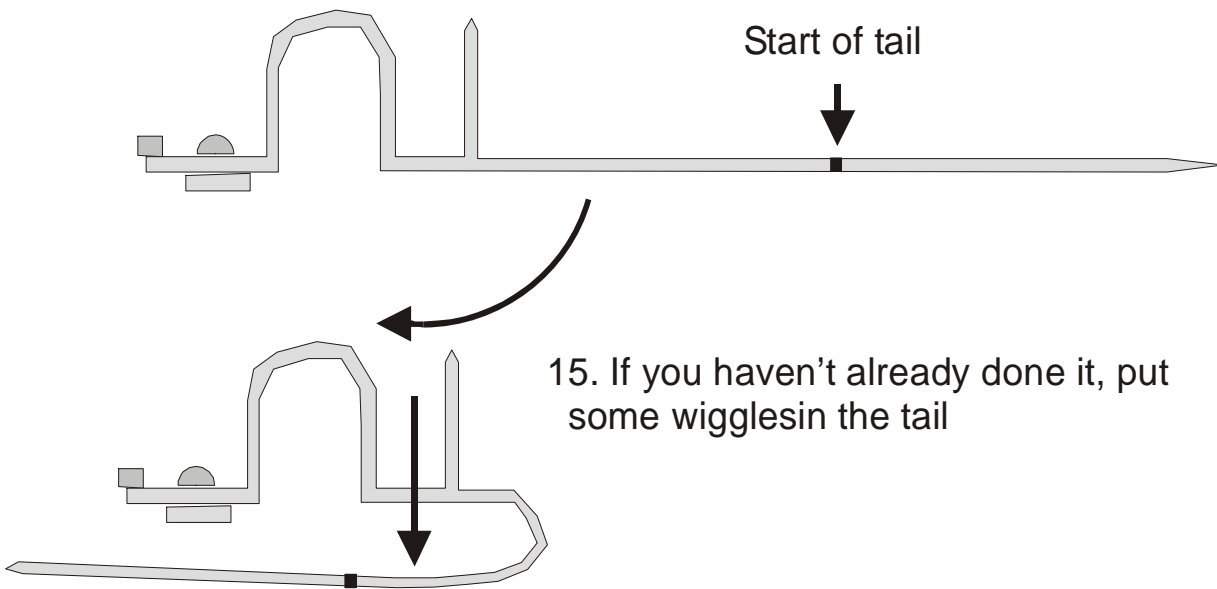


12. Use a spoon swage (or whatever you have) to dish the ears and use the horn of the anvil to adjust the ear tips. Drill a single 3/16" hole aligned with one of the eyes



13. Arrange horns - add waves to hold utensils. Rivet ears on, then drill 2nd hole & place 2nd rivet. Use center punch to add cross-eyed pupils. If there is enough room above the eyes, the horns can be folded over onto the forehead

14. Just below the lip, bend the strap behind the nose and mouth. Be sure that there is some 1" material in line with the mouth.



15. If you haven't already done it, put some wiggles in the tail

16. Drill a 3/16" hole in the tail tip and in the back strap (through the mouth). Use a 3/8" bit to create a recess for the screw head. Wire brush (carefully!), Hit with a coat of gloss black spray paint, then a light dusting of silver metallic paint.

Fabrication time from start to paint is about 1.5 hours

ABANA Affiliate Liaison Letter

To ABANA Affiliates and Affiliate Members,

Bruce Woodward resigned from the Board on November 22 due to personal reasons. Bruce had this letter all but done when he stepped down. Out of respect for his service to ABANA and the hard work he has put forth I have only made minor additions to this. Please join me in thanking Bruce for his enthusiastic service to the ABANA Board. I will be taking over his Affiliate responsibilities. My contact info is as follows:

Peyton Anderson
peyton@abana.org
434-390-6203

The 2010 ABANA Conference

The ABANA Conference next year is first priority in the thoughts and actions of everyone at ABANA. Our great country and most of the world is in the middle of the worst recession since the great depression of the 1930's. Unemployment has hit unbelievable numbers and people have stopped spending money in an effort to survive. And that includes many blacksmiths and unfortunately many of their customers. But blacksmiths can adapt to their situations. What they can't buy, they make. What they can't make, they modify. And that is what the Conference Committee is doing so the conference will fit the times and be a success despite the fickle economy. The Committee is doing everything possible to keep the registration cost and other expenses such as food and lodging as low as possible (car/tent camping and RV hookups permitted) etc. See ABANA's web site under Latest News for the most up to date information as we get closer to June 2010. There is also a blog where you can express your thoughts as well which can also be viewed through the website. Also attached to this letter is the registration form. No better way to get the conference juices flowing than early registration!

Affiliates and affiliate members can also help ABANA keep the cost down so the blacksmithing community can have a successful event at a low cost to blacksmiths by directly sponsoring one of the Conference venues or demonstrators. Contact Lance Davis (lance@bentoaks.org) or Paul Boulay (pboulay@earthlink.net). Several Affiliates have stepped up to sponsor parts of the conference already. Take a look at the demonstrator list. Are any of the demonstrators in your area? If so, why not show your support for them by sponsoring them!

ABANA Conference Demonstrators

Joe Anderson : forged kitchen ware and sculpture.

Mark Aspery : tool -making.

Gerald Boggs : teaching station.

Dan Boone : dragon's heads.

Dan and Judy Boone : round table discussion on how to market their wares.

Phil Cox : mechanical and air hammers use and rebuilding.

(See the FABA website for the early registration form - Editor)

The Florida Artist Blacksmith Association (FABA) is a 501(c)(3) nonprofit educational organization whose purposes are to teach, promote, and preserve the art of blacksmithing. Contributions are tax-deductible to the extent provided by law. FABA publishes the Florida Clinker Breaker monthly, and FABA membership includes a subscription. We solicit correspondence and unpaid articles on any subjects related to FABA's purposes. ABANA chapter newsletters may reprint non-copyrighted material if it is credited to the author and this newsletter. You need the publisher's permission to reprint copyrighted material unless otherwise noted.

FABA Officers

President	Rex Anderson	850.997-2748	rexaanderson@embarqmail.com
Vice President	Charles (Hippie) Pate	850-997-6986	-unknown-
Treasurer	Juan Holbrook	352-374-8888	talcaforge@craigfitz.net
Secretary	Jim Labolito	850-567-6464	fernforge@comcast.net
Program Chairman	Mark Stone	850-668-9527	markham62@comcast.net
Newsletter Editor	Steve Bloom	352-528-6508	sabloom@ironflower.com
Past President	Bill Robertson	850-668-2876	applecrossforge@nettally.com
Trustee NE	Kathy Thomas	386-985-4756	ramsheadstudios@bellsouth.net
Trustee NW	Ron Childers	850-878-8537	munlaw2@hcsmail.com
Trustee SE	Ralph Nettles	561-747-5489	ralphnettles@msn.com
Trustee SW	Jerry Wolfe	941-355-5615	wolfeforge@hotmail.com

Steve Bloom, Editor; P.O. Box 760; Archer, FL 32618; (352) 528-6508 or smith@blacksmithing.org; <http://www.blacksmithing.org>

FABA MEMBERSHIP APPLICATION

Florida Artist Blacksmith Association, Inc.
 Founding member Southern Blacksmith Association.
 Date _____ New Renewal

Name _____
 Address _____

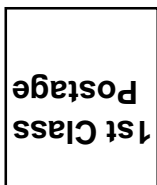
 City State Zip
 Phone: Home _____ Work: _____
 E-Mail _____
 Spouse's Name: _____

Send application & a membership fee of \$25.00 to

Juan Holbrook, FABA Treasurer
 6418 NW 97 Court
 Gainesville, FL 32653

Make check out to FABA. Your FABA membership begins when we receive your payment and lasts one year. Membership is for a family.

Don't list me in the directory []



November 2009

The Florida Clinker Breaker
 FLORIDA ARTIST BLACKSMITH ASSOCIATION
 Juan Holbrook, Membership Records
 6418 NW 97 Court
 Gainesville, FL 32653