

January 2009

The Florida

Clinker Breaker

Florida Artist Blacksmith Association - Established May 18, 1985

SPECIAL MEETING:

Jerry Wolfe

A regional meeting will be held on February 28th at the BOK Tower Gardens in Lake Wales with a demonstration by George Dixon and a tour of the BOK Tower. We will be getting a detailed tour of the Carillon Singing Tower and the iron work in and around the tower. George will demonstrate the repoussé work for the "Creation Door" and other items created by Samuel Yellin. George has a collection of tools and items from Yellin's shop as well as years of experience to share with us. Admittance to BOK Tower & Gardens will be free for FABA members; all others will have to pay the \$8 group rate. I have set up group rates at two local motels for your convenience. Websites:

<http://boksanctuary.org/>

<http://www.artist-blacksmith.org/gdm/index.htm>

Motels: (Blocks of rooms held under Florida Artist Blacksmith Association)

Green Gables Inn -Lake Wales (863) 676-2511

(Single Queen - \$70 / King - \$80)

Hampton Inn & Suites - Lake Wales (863) 734-3000

(Double Queen - \$116 / Studio - \$125)

An attendee list is needed so please send an email or call: wolfeforge@hotmail.com (941) - 702-1719



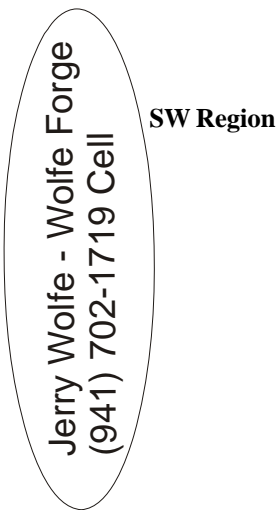
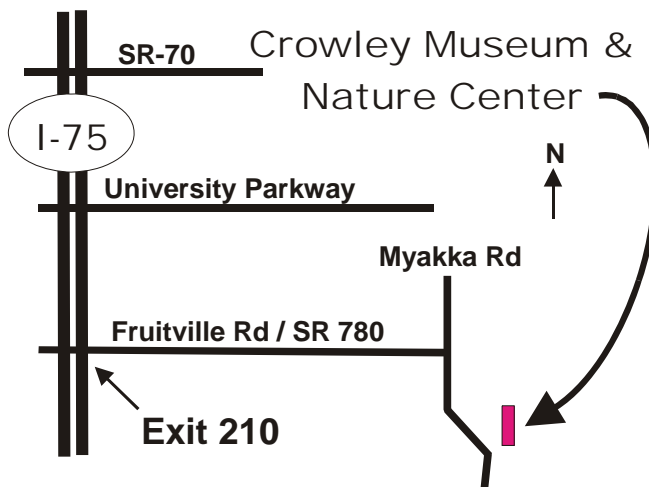
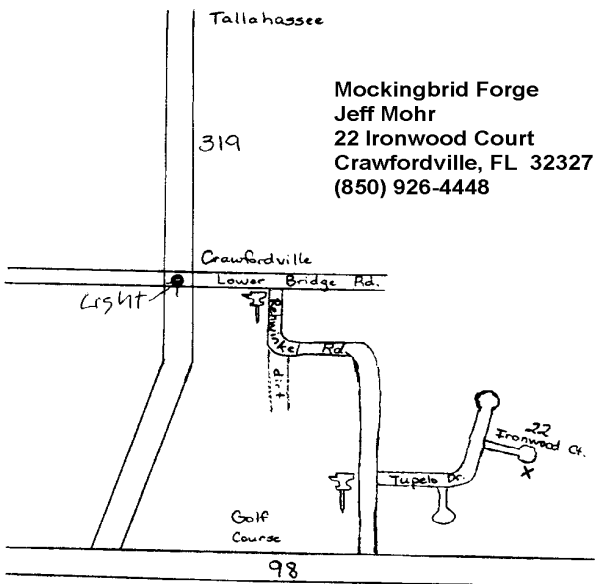
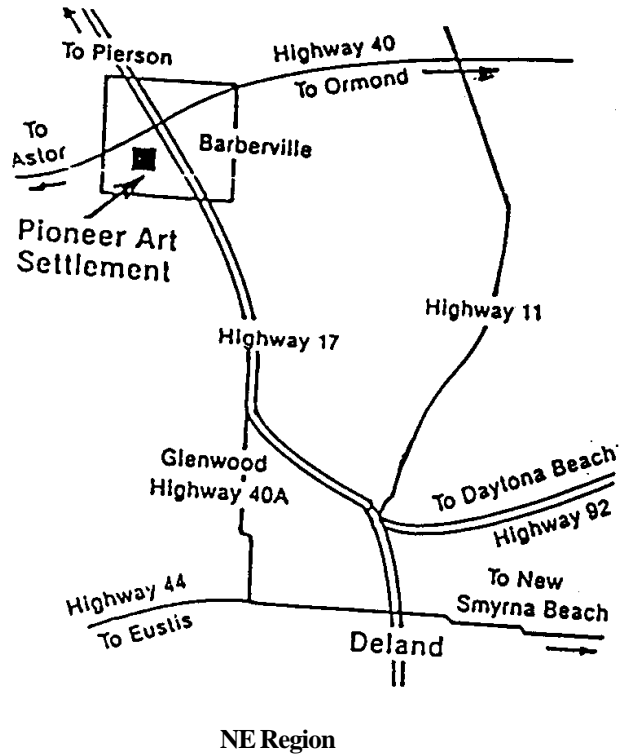
Upcoming Events

The calendar includes events of interest to the blacksmithing community. The regions have no boundaries - everyone is welcome everywhere. Come to more than one if you can. We hold regular meetings in each region on the following Saturdays of each month: NE-1st, NW-2nd, SE-3rd, SW-4th except for quarterly Statewide meetings. The actual dates vary so check the schedule below. Our meetings are informal gatherings around the forge. Prospective members are always welcome. Come for all or any part of a meeting, bring your tools or just watch. Most meetings run from 9AM to 4PM and you'll need to bring lunch if not otherwise noted. If you have any questions about meetings, please contact the Regional Coordinators:

Northeast Region Ken Knight	352-339-0629	Ironken@AOL.com
Northwest Region Billy Christie	850-421-1386	chriswoodforge@embarqmail.com
Southeast Region Ed Aaron	561-748-9824	edaaron9824@bellsouth.net
Southwest Region Jerry Wolfe	941-355-5615	wolfforge@hotmail.com

January 2009

- NE 03 Barberville - open forges
- NW 10 Jeff Mohr's shop - no details at this time
- SW 10 Crowley Museum - Heritage Festival (see Pg.3)
- SE 17 Until further notice-Tanah Keeta
- SW 24 Wolfe Forge - Open forges (call if coming, map



SE Region

Boy Scout Camp: from I-95 exit go east onto Indiantown Rd, go north (left) onto Island Way (1st traffic light). Stay on it until it ends at Country Club Dr. Go left—it ends at the entrance to Boy Scout Camp.

Take Exit 210 (Fruitville Road/SR 780) and travel East for 11 miles to the stop sign. Turn right onto Myakka Road and proceed 2.5 miles to the Crowley Museum and Nature Center. The entrance is on the left. (Note: Myakka Road doglegs several times, stay with the main, paved road until you see our sign.)

Current Events

SW - Jan 10- Meeting at Crowley Museum - Heritage Festival 9:30am to 4 pm (We will provide demonstrations for attendees to the Heritage Festival.) Our main demonstrator in the AM will be John Wright; our Illinois snow bird who will be some "Roycroft" style copper hammered work. Copper sheet and copper tube will be made into useful pieces such as vases or frames. Come see how copper is annealed and worked to shape.

Future Events

SW - Feb 28 - BOK TOWER - Lake Wales
NW - Feb 14 - Juan Holbrook shop - Bill Robertson demo on candle holders and wizards
SW - Mar 07 - Boy Scouts at Wimauma - Metal Merit Badge
NW - Mar 14 - Clyde Payton
SE - Mar 21 - Anne and Ray Reynolds
SW - Mar 28 - Open house for a new forge at Trez Cole's.
NW - May 09 - Rex Anderson

Report from the Northeast



Steve Estenson demonstrating tong making

Ken Knight

.December 6th was a beautiful day, started out cold but warmed up nicely. It was great to see all the familiar faces as well as the new faces. Alan and his beautiful Bride always put on a great meeting, a big thanks to both of them! If you were not there you missed out big time!!

Next month we meet at Barberville and hopefully pour brass belt buckles, but if not we will have open forges. So come one, come all, have some fun and learn something.

The settlement at Barberville is in grave financial difficulties and could use a great deal of help. So please bring those empty beer cans, your wife and mother-in-law are always complaining about, or better yet make something that the settlement can sell in there store. We have a vested interest in the settlement, because we meet there often. So please help out any way you can. PS. Please RSVP Melanie at 352-307-2033 concerning Basket Weaving.

Addendum from the Editor: As always, the NE Christmas meeting wasn't to be missed! The food was fantastic, the fellowship great, Bob Mancuso handled the Buck-in-the-Bucket, and there was even a demo (see the pics). Many thanks to Allen & Chloe for a great meeting.

Report from the Southeast

Ed Aarons

Our November 15th meeting kept us busy for the day. They scheduled 24 Scouts to be instructed in the Blacksmith option of the Metal Work Merit Badge. Thank goodness that there were 7 of us to help out: Lynn Emrich, Ray Reynolds, Don Shedlock, Pete Yockey, Charlie Zahn, Dan Cunniff and I gave it our all to complete the day. The Scouts always seem to enjoy our classes.

Since I don't have the driving force to keep our group going (also have to work every Saturday-hard to attend the meetings), it would be good if someone else could become regional coordinator. I would help them.



There will be a meeting in Dec. at Tanah Keeta. The Jan meeting will be held at my house unless my daughter decides not to work for me that day. Since no one ever gives info on what they would like to do at meetings, I may show them how limited my forging skills are. At this time, I plan to furnish drinks and lunch. If anyone wants something special, they should bring it with them..



details on this pg & pg.9) Welcome to Paddy Falvey - an expert forger and new member.



Reindeer by Trez Cole

Report from the Southwest



Candle Holder by Jerry Wolfe

Jerry Wolfe

The November 22nd meeting was attended by 11 folks at Wolfe Forge. We had a great time making various Christmas and holiday items. Candle holders, cross, glass bead ornaments, copper wire ornaments, reindeer and even a hook and snails. Jerry Wolfe, Paddy Falvey, Trez Cole, Harlan Fisher & Liza Ann Conner showed their talents (See pictures of the

Notices, For Sales & Want-Ads

BLACKSMITH COAL

\$35 per 100 lb bag (Pickup only) & details - Pioneer Settlement, contact the Settlement at 386-749-3353 (direct line to Gudrun in bookkeeping) or mail your order with payment to PSCA/COAL, P.O. Box 6, Barberville, FL 32105. Accepted forms of payment: cash, money orders, checks, MasterCard and Visa.

Class Announcement

The Yesteryear School of Blacksmithing is very pleased to announce our first two courses of 2009! With the holidays just around the corner, our courses would make great gifts for any blacksmith!

The Yesteryear School is dedicated to offering more than just blacksmith-related courses. Our courses utilize a student-centered approach wherein the student is provided an area of high quality tools, engaging instructors, and leveled opportunities focused on individual learning needs.

Elmer Roush will be our guest instructor from January 19-25. He will be teaching two courses on "Tool Making for the Blacksmith". In this course you will explore the fundamentals into making several different types of tools. The 4 day course will run from January 19-22 The cost is only 400.00 for the whole course

The 3 day course will run from January 23-25 The cost is only 300.00 for the whole course Tuition covers the cost of the class and the materials used in the class. Prices do not include lodging; however, there are several budget-friendly hotels nearby. There are options for lodging from less than \$50.00 a night (less than 1 mile away) up to \$100.00+ a



Snail & Hook by Paddy Falvey

night. There is also a campground less than 20 miles away.

Our website with online registration and cyberstore are being built as we speak. We are hoping to unveil it around Christmas. In the meantime you can make your check/money order payable to: Yesteryear Forge; 15421 Five Forks Rd.; Amelia Virginia 23002

We will ship out to you a receipt and a welcome package with all the details on the course, the school, accommodations, and restaurants in the area.

Peyton Anderson; yesteryearschool@gmail.com; 434-390-6203

Yesteryear School of Blacksmithing
1918 West Virginia Ave.
Crewe Virginia 23930

Power Hammers

I have been a full time blacksmith for over 12 years and have recently become the exclusive distributor for Anyang Power Hammers. I have four Anyang hammers (and a Little Giant) in my shop and use them on a daily basis. I have found the hammers to be extremely controllable, reliable, and affordable.

I have just purchased the inventory of Anyang hammers and spare parts from the estate of the prior distributor and have a good supply of hammers, dies, and spare parts... (and more on the way). I also have several older hammers that are new, in the crate, that I can give a special deal to any of your members.

James R. Johnson; www.anyangusa.net;
www.johnsonmetalsmithing.com; 940 6274529

Blacksmithing Equipment

Most of a shop is available including several gas forges (dual burner pipe, sword forge, Whisper Daddy), MIG/TIG welder, hundreds of hammers and other miscellaneous items (anvils are already gone). Contact Pete Foret, 214 Redwood Ave, Temple Terrace, FL 33617 813-988-1088

Calenders (addendum)

I managed to delete the address and contact info for the smithing calenders listed in the November issue. The missing information is:

Shipping / Ordering

The prices shown above include the cost of shipping to a U.S. or Canadian address. Insurance is extra if desired. If interested, please send a check or money order to: Gill Fahrenwald, P.O. Box 2323, Olympia, WA 98507 or PayPal to anvilman@orcalink.com

Miscellaneous Editorial Musings

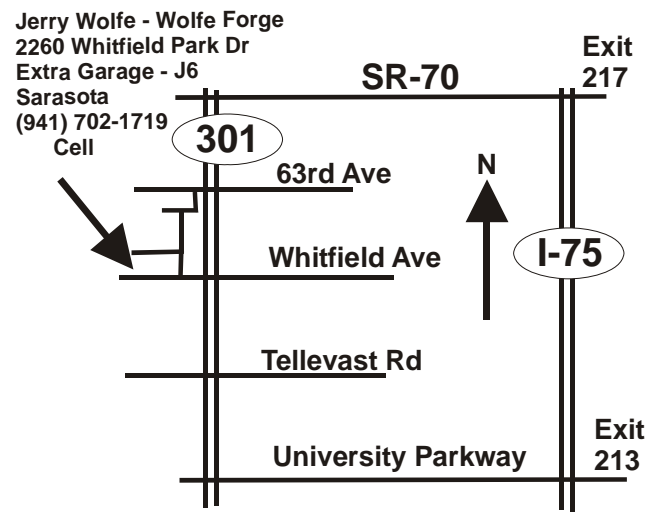
Gas Forge workshop -- so far there have been two 'takers' and three 'maybes'. I'm aiming the event for mid-March - tentatively the 14th. If you are interested, get me your name and contact information ASAP and I'll contact everyone as things firm up. If you want to just build a burner or two and not the actual small forge, that's fine. You'll still be expected to pitch in on whatever needs done but the cost will be less. If you plan on making a forge of your own design, you might find it more convenient to have me get the bricks, since I'll have to run over to Atlantic Firebricks in Baldwin anyway. Bottom line - step up and I'll contact you individually.

Trailer donations -- a member generously offered to donate a functional and a not-so-functional trailer to FABA. I, in my amazing organized way, managed to lose the name and phone number of the member (I think it was the cat who hid my notes, but he's not talking). If this rings a bell with you, I do apologize and if you call me back, I promise not to lose the information again.

Conference Teaching -- so far, no one has expressed an interest in any specific topic for the intermediate classes for next October's conference. What do you want to learn? It's difficult for the instructors if the students can't, at least, pony up some interest.

Madison Conference -- Madison is coming up, so it's time to think about auction donations and possible group projects.

Popular Mechanics-- You can read past issues of Popular Mechanics starting at the year 1905.
<http://books.google.com/books?id=49gDAAAAMBAJ>

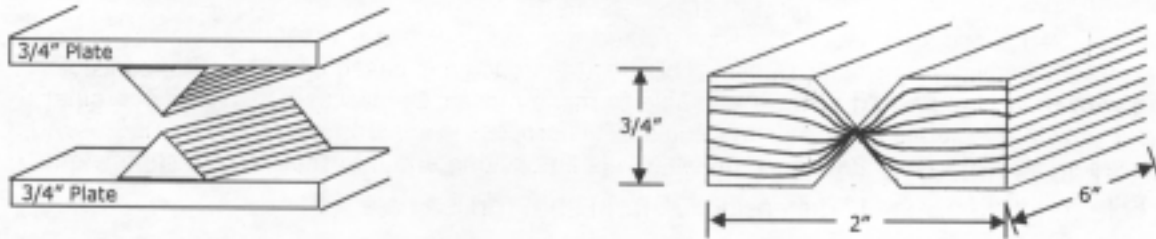


With a small bead, electric weld one end together and tack on a handle. This will keep your pieces together while you forge weld the pieces solid for the blade. After this prep work, forge the piece to about the original length. Your piece is now ready to become a blade.

"Calico Rose"

The next project we tackled was making the "Calico Rose". It also begins with a seven-piece stack of the previously mentioned material. Forge a billet that is $3/4" \times 2" \times 6"$.

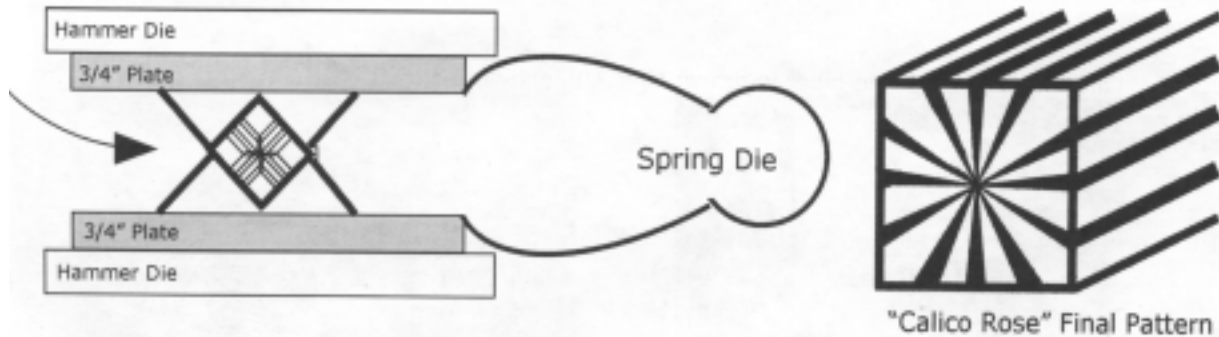
You must then build dies for your hammer that will squeeze the center of the billet together. At Touchstone we used $1/4" \times 2"$ angle iron welded onto $3/4"$ plate to do the job. This was utilized as a spring die under the hammer to perform the desired task.



Once the billet was squeezed down the center until it separated, the two lengths were cut in half and tacked, north, south, east, and west.



The next step is a little tricky. A welding die must be built to forge weld the four pieces together in a uniform manner. We used two, 2 inch sections of $1/4" \times 2"$ Angle iron welded to $3/4"$ plate for both top and bottom dies.



The position of the four-piece billet in the angle iron dies insures that all four sides are struck simultaneously and evenly. This will insure a solid weld the length of the billet. This completed, the billet may be forged as small as desired, cut into pieces and multiply for desired effect.

Although Daryl Meir has literally hundreds of other Damascus tips that he was eager and willing to share with the class, we just "plain, ran out of time!"

Note: Ray Rybar will be presenting a demonstration during the 2006 season. We will let you know the date as plans progress. Keep this special demonstration in mind as you plan your calendar!

Affiliate Letter November 2008

11/20/2008

Hello ABANA Affiliate Members,

My name is Bruce Woodward. I am a new ABANA Board Member from Ohio and your new Affiliate Liaison member. I am the new kid on the block. Actually I am no kid. I am one of the gray beards but I still swing a mean hammer. One of the silver tops who, based on ABANA's survey, make up well over half of the blacksmiths in the US. My Board candidacy was based on attracting new people into blacksmithing. Evidently there are a lot of blacksmiths out there who feel the same as I do and took the time to vote for me. I thank you for that. Presently there are many very talented young smiths but not near enough. The veteran and established smiths are the core and stability of our affiliate groups. However attrition is taking far too many dedicated smiths lately. Local and international smiths who had once given so much of their time and efforts to the continuation and advancement of blacksmithing and asked for so very little in return. They asked us to just "pass it on". Well, as the man once said, "it is time to stand up and be counted". Our past and present ABANA Presidents Chris Winterstein and Rome Hutchings have said to find something you care about and work for it. I believe your rewards will be great.

With the economy of the world going into the pits, money is extremely tight for everyone. At the November ABANA Board Meeting of this year, the Board was very concerned with fiscal responsibility. We tried to cut costs where ever and whenever possible without drastically cutting services. Such as, you will notice a change in packaging and mailing of the Anvil's Ring. Even though we have slightly altered the AR, the ABANA Board is very protective of our publications. They are, along with the ABANA Conference, our flagships and our window to the world.

With the economy sour, it is very important, now more than ever before, for blacksmithing to be in the forefront of the general public's thoughts. Every blacksmith demonstration, every blacksmith exhibit, every blacksmith article is so important to remind the potential blacksmith customer that "Yes we can do your project and Yes we can do it well and Yes we will take only our share of what money is available".

We all know how much time and energy and expense goes into efforts to attract prospective blacksmiths from the general public, often with rather discouraging results. However there are a few groups, like the Boy Scouts through their Metalwork Merit Badge Program, who already have a beginning interest in blacksmithing. An interest that with encouragement and nurturing could grow into a lifelong passion. This program is an open door for blacksmithing to 3 million Scouts and 1 million adult advisors. Some of you are already certified Boy Scout Merit Badge Counselors or you have demonstrated at Scout events. I applaud you. However there is room for many more counselors. If this appeals to you, contact your local Boy Scout Council. Again, you may find it very rewarding. I would like to know just how many of our affiliate members are BSA Metalwork Merit Badge Counselors. If you are a counselor please send an email or letter to me stating also your affiliate and your local BSA council.

ABANA Board Member Kim Saliba has recently resigned from the Board for serious health reasons. Her energetic support at the past ABANA and CanIron Conferences will be greatly missed. We wish her Godspeed and safe journey.

ABANA has a number of new programs for its members this year such as health insurance. Check it out on our web site or contact ABANA's Central Office.

ABANA will also have a great Conference for all in June 2010 at Memphis, TN. The Conference is indeed ABANA's Window to the World. We mean to do it right. World renowned demonstrators, environmentally friendly tent camping, fiscally sound business workshops, universally acclaimed Affiliates Area, tantalizing tailgating, etc, etc. Details to follow in future installments.

For the past year, the ABANA Affiliate Letter has been written by Paul Boulay. He left some pretty big foot prints for me to follow in, however with Paul at my elbow for guidance and to keep me out of trouble and with your suggestions, we will do just fine.

Please stay in contact, Bruce Woodward

ABANA Affiliate Liaison Member
Bruce Woodward
6374 Lake Road West
Madison, OH 44057
woodwardiron1@roadrunner.com

ABANA Central Office
15754 Widewater Drive
Dumfries, VA 22025-1212

abana@abana.org

“The Blacksmiths”

Lydia Newell

contributed by Harland Fisher-
coyoteforge@aol.com

"The Blacksmiths" is an anonymous medieval English poem from the fifteenth century. We know nothing about the poem's author—except, perhaps, that he lived near a forge! Like other Middle English poets, he experimented with linguistic sound effects, as you may discover when reading "The Blacksmithsâ" aloud. (Consonants are generally similar to modern English, and for the letter e, use an "eh" sound.) Despite its author's obscurity, this alliterative complaint has remained remarkably popular, and was even set to music by British composer George Dyson in 1934. The poem is preserved in a manuscript currently held in London's British Library.

The Blacksmiths

Swarte, smekyd smethes, smateryd wyth smoke,
Dryve me to deth wyth den of here dyntes.
Swech noys on nyghtes ne herd men never.
What knavene cry and clateryng of knockes!
The cammede kongons cryen after col, col,
And blowen here bellewys that al here brayn brestes.

"Huf, puf," seith that on. "Haf, paf," that other.
Thei spytten and spraulyn and spellyn many spellles.
Thei gnauen and gnacchen; thei gro nys togydere
And holdyn hem hote wyth here hard hamers.
Of a bole hyde ben hyer barm-fellys;
Here schankes ben schakeled for the fere-flunderys.
Hevy hamerys thei han that hard ben handled;
Stark strokes thei stryken on a stelyd stokke.

"Lus, bus, las, das," rowtyn be rowe.
Swech dolful a dreme--the devyl it todryve!
The mayster longith a lityl and lascheth a lesse,
Twyneth hem tweyn and towchith a treble.

"Tik, tak, hic, hac, tiket, taket, tyk, tak,
Lus, bus, lus, das." Swych lyf thei ledyn,
Alle clothe-merys. Cryst hem gyve sorwe!
May no man for bren-waterys on nyght han hys reste?

—circa 1450, Northwest Midlands, England

Translation:

Swarthy, smudged smiths all smattered with smoke
Drive me to death with the din of their blows.
Such noise each night as mortals hear not —
What knavish clamor and clattering clangs!
The creatures cry "coal! coal!"
And blow their bellows till their brains burst.

"Huf, puf," says one. "Haf, paf," another.
They spit and sprawl and speak veritable spells.
They grind and gnash; they groan all together

And hold the heat with their hard hammers.
Of bull's hide are their leather aprons;
Their shanks are shielded from springing sparks.
Heavy hammers they have, hard of handle;
Strong strokes they strike on steeled anvils.


"Lus, bus, las, das," they sound in turn.
(Making dreary dreams--the devil take them!)
The master lengthens one link and hammers another,
Twisting them in twain to trill a treble.

"Tik, tak, hic, hac, tiket, taket, tyk, tak,
Lus, bus, lus, das." Such lives they lead,
These horse-clothiers! Christ give them sorrow!
May no man from these water-burners each night have rest?

—Lydia Newell
Balliol College, University of Oxford



Harland Fisher & cross made at the SW meeting



Jerry asks if anyone knows just what these tongs were designed to do?

The Florida Artist Blacksmith Association (FABA) is a 501(c)(3) non-profit educational organization whose purposes are to teach, promote, and preserve the art of blacksmithing. Contributions are tax-deductible to the extent provided by law. FABA publishes the Florida Clinker Breaker monthly, and FABA membership includes a subscription. We solicit correspondence and unpaid articles on any subjects related to FABA's purposes. ABANA chapter newsletters may reprint non-copyrighted material if it is credited to the author and this newsletter. You need the publisher's permission to reprint copyrighted material unless otherwise noted.

FABA Officers

President	Rex Anderson	850-997-2748	rexaanderson@embarqmail.com
Vice President	Charles (Hippie) Pate	850-997-6986	-unknown-
Treasurer	Juan Holbrook	352-374-8888	juanylindagrace@aol.com
Secretary	Jim Labolito	850-567-6464	fernforge@comcast.net
Program Chairman	Mark Stone	850-668-9527	markham62@comcast.net
Newsletter Editor	Steve Bloom	352-528-6508	sabloom@ironflower.com
Past President	Bill Robertson	850-668-2876	applecrossforge@nettally.com
Trustee NE	Kathy Thomas	386-985-4756	ramsheadstudios@bellsouth.net
Trustee NW	Ron Childers	850-878-8537	munlaw2@hcsmail.com
Trustee SE	Ralph Nettles	561-747-5489	-unknown-
Trustee SW	Jerry Wolfe	941-355-5615	wolfeforge@hotmail.com

Steve Bloom, Editor; P.O. Box 760; Archer, FL 32618; (352) 528-6508 or smith@blacksmithing.org; <http://www.blacksmithing.org>

FABA MEMBERSHIP APPLICATION

Florida Artist Blacksmith Association, Inc.
 Founding member Southern Blacksmith Association.
 Date _____ New Renewal

Name _____
 Address _____

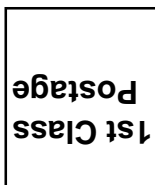
 City State Zip
 Phone: Home _____ Work: _____
 E-Mail _____
 Spouse's Name: _____

Send application & a membership fee of \$25.00 to

Juan Holbrook, FABA Treasurer
 6418 NW 97 Court
 Gainesville, FL 32653

Make check out to FABA. Your FABA membership begins when we receive your payment and lasts one year. Membership is for a family.

Don't list me in the directory [____]



January 2009

The Florida Clinker Breaker
 FLORIDA ARTIST BLACKSMITH ASSOCIATION
 Juan Holbrook, Membership Records
 6418 NW 97 Court
 Gainesville, FL 32653