

August 2002

THANKS TO: STEVE BLOOM
FOR PAGE 2, PATTY DRAPER
FOR THE LABELS, AND TO
ALL THOSE WHO HELPED.

The Florida Clinker Breaker

FLORIDA ARTIST BLACKSMITH ASSOCIATION - AN AMERICAN ORGANIZATION.
Established May 18, 1985

President's Message - August 2002

by Bob Jacoby

Forge! Forge! Forge! time to make auction items for our annual conference held during the second weekend of October at the Pioneer Arts auction. The proceeds support the organization so that we can keep our membership dues affordable. I often tell people that FABA is the best twenty bucks you'll spend all year!

Also, remember that our FABA website (www.blacksmithing.org) is the best source for up-to-date information - especially meeting locations and maps. FABA elections are just around the corner. FABA is an entirely volunteer run organization; meaning: if you don't do it, it doesn't get done! We have a great mix of talents among our membership and we always seem to have great demonstrators, great food, great



publications, and are generally an all around fine organization - but remember, its volunteers like you who carry the load. If you've got an interest in filling one of the open board positions (newsletter editor, trustee, treasurer), please contact Karen Wheeler (phone number on the back of this issue), who as FABA Secretary, organizes our annual election. The Barberville Power Hammer needs to be rebuilt. We're looking for someone to volunteer to coordinate the effort. The job would involve identifying someone with experience rebuilding 50# Little Giants, drafting a budget, and organizing the work. Please contact me if you've got an interest in this job. Finally, in response to the many questions I've received: No I'm not wearing an earring in the picture on this page! I was standing in front of the Christmas tree when it was taken. I figure I'll switch the picture once we get the tree down at the house! Happy Forging.

Don't miss a single issue of the *Clinker Breaker*!!! Check the mailing label on your newsletter. The vast majority of memberships expire April 1, 2002. Send your \$20 membership check to Deana Baggett, FABA Treasurer, 6840 Bird Song Trail, Tallahassee, FL

Upcoming Events

The calendar includes events of interest to the blacksmithing community. Florida Artist Blacksmith Association (FABA) sponsored events are highlighted in bold typeface. The regions have no boundaries - everyone is welcome everywhere. Come to more than one if you can. We hold regular monthly meetings in each region (except that we all try to get together at one Statewide Meeting each quarter) on the following Saturdays of each month: NE-1st, NW-2nd, SE-3rd, SW-last. The actual dates may vary from month to month; check the schedule below. Our meetings are informal gatherings around the forge. Prospective members are always welcome. Come for all or any part of a meeting, bring your tools, or just watch. Most meetings run from 9AM to 4PM, and you'll need to bring a lunch if you stay all day, unless otherwise noted. If you have any questions about meetings please contact the Regional Coordinators listed below:

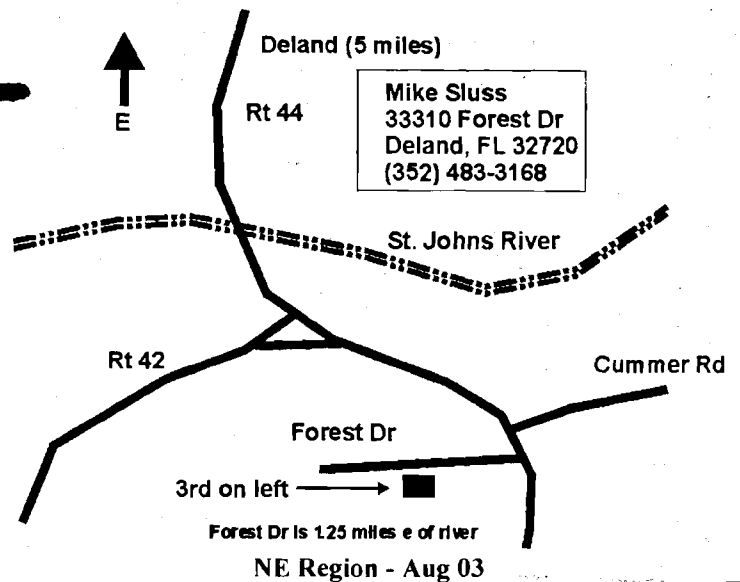
Northeast Region:	Bob Mancuso	(386) 774-2926	rmancuso@cfl.rr.com
Northwest Region:	Dr. Ed Crane	(850) 893-3212	ncrane8364@aol.com
	Billie Christie	(850) 421-1386	chriswood@talweb.com
Southeast Region:	Richard Loughlin	(561) 287-2224	-unknown--
Southwest Region:	Erik Flett	(941) 437-3844	-unknown--

August 2002

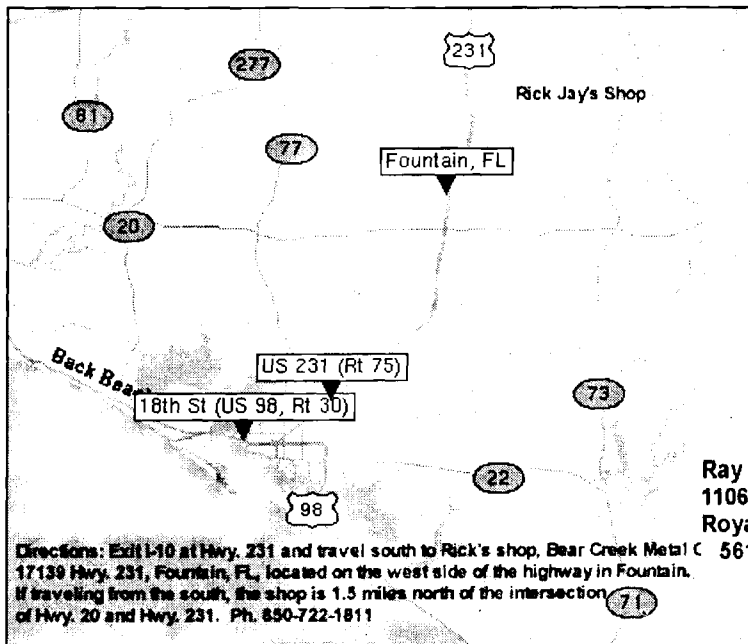
- NE Aug 03** Mike Sluss's Shop - Deland
- NW Aug 10** Rick Jay's Shop in Fountain, FL: 9:00 a.m. CST. Rick's shop is located on the west side of Highway 231 about one mile north of Highway 20, or 2 1/2 miles south of 1-10, just south of Fountain, FL. Rick will be demonstrating grapes, clusters of grapes, grape vines, and grape leaves. Drinks and sandwiches will be provided. Please bring a covered dish and your "Iron In The Hat" items.
- SE Aug 17** Ray & Ann Reynolds -Royal Palm Beach
- SW Aug 24** - to be announced--

Extended Forecast

- NE Sep 07** Ronnie Fowler's Shop - Ft. McCoy (Ocala Forest)
- SE Sep 21** Greg Ross - Lake Worth
- NE Oct 06** Barberville: Set-up for conference
- Oct 11-12** FABA Conference: Barberville
- NE Nov 2-3** Barberville: Country Jamboree
- SE Nov 16** Charlie & Evelyn Stemmann - Lake Worth
- NE Dec 07** Allen Hardwick's shop
- SE Dec 21** YesterYear Village (X-mas Party)
- SE Jan 04** Juan Holbrook's Shop - Gainesville
- SE Jan 18** Matty & Irene Spinelli - Okeechobee

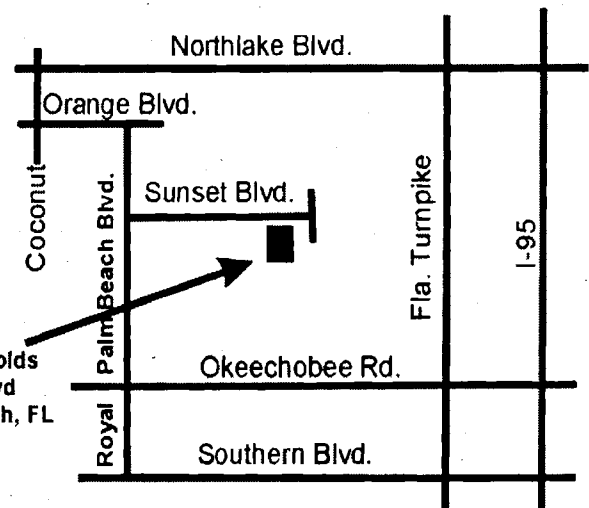


- SE Feb 01** Pioneer Art Settlement - Barberville
- SE Feb 15** Yesteryear Village - Quarterly meeting



Directions: Exit I-10 at Hwy. 231 and travel south to Rick's shop, Bear Creek Metal Co. 17139 Hwy. 231, Fountain, FL, located on the west side of the highway in Fountain. If traveling from the south, the shop is 1.5 miles north of the intersection of Hwy. 20 and Hwy. 231. Ph. 850-722-1811

NW Region - Aug 10



Ray & Ann Reynolds
11064 Sunset Blvd
Royal Palm Beach, FL
561-793-2452

SE Region - Aug 17

Florida Artist Blacksmith Association Board of Trustees Meeting

Meeting Minutes April 13, 2002 Payton's Forge, Monticello, Florida

President Bob Jacoby called meeting to order at 12:01 pm.

Those in attendance were: Bob Jacoby, Deanna Baggett, Joel Clark, Jerry Grice, Bill Robertson, Patty Draper, LeRoi Price, John Butler & Dot Butler

Those absent were: Karen Wheeler, Charlie Stemmann

Movement to amend minutes of Feb 16, 2002 to include those in attendance, which were:

Bob Jacoby, Charlie Stemmann, Dot Butler, John Butler, Joel Clark, Patty Draper & Bill Robertson, and to reflect that \$750 was the sum authorized to be spent for the Walt Anderson Scholarship. Discussed changes in figures to be amended in budget. Approved minutes of Feb 16, 2002 with amendment. Call for additional agenda items from the floor Skeeter Prather Bill Robertson President deferred the floor to Skeeter Prather

Scholarship committee to asks for approval to grant J.C. Campbell Folk School Tuition scholarship to applicant Harland Fisher. Motion was approved stipulating the Scholarship Committee write the Acceptance letter and specify that a subsequent report from candidate is needed.

Issue, John C. Campbell Folk School has changed the policy on scholarships. Placement is certain; however, only ½(half) of tuition is covered. This covers no room and board.

President's Report: Bob Jacoby

ABANA Update- the bylaw amendments should take care of controversy of anvil shoot, as of now, we are still not part of ABANA. After Kagle letter to Tim Ryan still not positive of position of ABANA board. Regional Coordinator Position Description prepared by Bob. This package also includes membership application & membership directory.

LeRoi was commended for the appearance & accuracy of newsletter. LeRoi explained some trouble with email has been corrected. FABANA budget is in good control with need of minor tweaking. Membership growing slow. Suggestion to call new members. John Butler and Bill Robertson put in charge of new contact. Need to place contact page on website

Treasurer's Report: Deanna Baggett Profit & Loss 01/01-12/01 Balance sheet as of 12/01

Profit & Loss 01/02-03/02 Balance Sheet as of 03/02

Report discussed and changes made to 2002 Operating budget

Buck in the Bucket regional income changed to \$500
Conference Auction income 2001 changed to \$5797
Conference Auction income 2002 Budget changed to \$6000
Membership Dues 2002 Budget changed to \$6440
Other Line 2002 changed to 0
Total Income 2002 Budget changed to \$23,515
Expense newsletter 2002 changed to \$5000
Expense Insurance changed to \$1000
Total expense 2002 changed to \$22,561

Motion accepted to pass budget.

Also discussed how financial audit is conducted, tabled till next meeting.

Annual Conference Report: Dot Butler 2002 report of projected demonstrators, honorariums, travel hotel, printing, and insurance and site rental passed out. Waiting on contact back from about half. Bill Robertson moved reconsideration of the Regional Fundraising Policy passed in Feb 16, 2002 to provide that funds raised at such events shall be deposited into the FABANA general fund, with the Treasurer keeping account of the funds raised in each region (text attached). Bob moved to amend the motion to retain the original limitation on the Policy's applicability to regional meetings (as contrasted to statewide meetings). The motion as amended passed unanimously.

A motion was made by John Butler to make available the monies for the Barberville Hammer rebuild up to the sum requested (\$1326). Motion accepted on grounds that funds be certified to exist, as determined by Dot based on audit records for 1999-2000.

Date and place for next Board meeting, July 20, 2002 at Barberville, FL

Motion to adjourn

Submitted by Dot Butler

Northeast News

Kent Owen, NE Regional Coordinator

The Northeast Region held its July 6th meeting at The Pioneer Arts Settlement; Barberville Fl. We had 4 forges going and the big Lathe too. There were about 5 teenagers working at the forges under the direction of our fellow Smiths. There were about 25 who signed in, plus 3 new members. We raised \$53.00 from Buck in the Bucket. There were some lucky buyers and sellers from the tailgate sales. We would like to thank Thurman and his Family for bringing in the watermelon and sweets, and also Bob Mancuso for the cold drinks. The next meeting will be on August 3 It will be at Mike Slusse's shop in Deland. Everyone bring your waders, Just kidding Kent

NEWS FROM THE NORTHWEST

The Northwest Region of FABA met on Saturday, July 13, 2002 at the Panhandle Pioneer Settlement's Blacksmith Shop in Blountstown, FL. It was a hot and muggy North Florida kind of day with a cooling shower in the afternoon. There was a good turn out with 27 people signing the sign-in sheet.

We had the brick forge going with a new student creating a nice double hook with a twist. John Butler forged a knife and Jeff Mohr made a leaf hook. These two items were placed in the "Iron In The Hat" drawing. The "Iron In The Hat" brought in a total of \$ 92.00 with Dot Butler and Javier Thomas doing a great job handling the drawing. This money was donated to the Panhandle Pioneer Settlement to help offset their expenses for the great hospitality and the delicious food the ladies prepared for lunch. It was great. Thanks!

Throughout the day dedicated members were busy repairing the roof (Willard Smith), adding bricks to the chimney of the forge, rearranging the blacksmith shop, and anything else that needed to be done. A special thanks to Bill Robertson and Skeeter Prather for working and ensuring all work went smoothly.

Everyone had a great time. See you next month!

Billy Christie
Regional NW Coordinator
P.S.

The August 10th meeting will be at Rick Jay's shop in Fountain, Fl. Think Grapes! Hope to see you there!

NORTHWEST REGIONAL NEWS

By Billy Christie

NW August 10th meeting will be held at Rick Jay's Shop in Fountain, FL. 9:00 a.m. CST. Rick's shop is located on the west side of Highway 231 about one mile north of Highway 20 or 21 miles south of I-10, just south of Fountain, FL.

Rick will be demonstrating grapes, clusters of grapes, grape vines, and grape leaves.

Drinks and sandwiches will be provided. Please bring a covered dish and your "Iron In The Hat" items.

Remember, safety first! Bring your eye and ear protectors. Hope to see you there!

CASTING

We have a new member, Stephen Chastain, who lives in Jacksonville. Steve is not a blacksmith but an author of several books on building small home use cast iron and aluminum foundries. Steve has agreed to demonstrate at one on the NE meetings with his cupola furnace and melting and pouring cast iron. He can melt and pour between 35 & 50 lbs. at a pour. He needs help from members on what to pour. If anyone needs something cast as a replacement part etc. that is small, Steve would need to see the item and make sure he could reproduce it. Any member interested can contact Steve with an idea. The exact date has not been set yet, but the sooner members contact Steve with ideas the sooner he response. You can also e-mail him at stevechastain@hotmail.com., mention in the heading you are a FABA member. Steve also sells the books he has written if anyone is interested in purchasing them. Would you please print the above info in the next published Clinker Breaker. It will help get the ball rolling on a meeting and help Bob Jacoby set the date up for the meeting with Steve. If you have any question you can call me or e-mail me. Thanks: Michael Barry (239) 694-8994 or arcangel@peganet.com

NORTHWEST

My name is Kent Owen I am the new Northeast coordinator. Would you please replace Bob Mancusoe' name with mine.
Northeast Region: Kent Owen (352) 307-2033 0ak1954@aol.com Thanks Kent

ALABAMA CONFERENCE

The Alabama Forge Council is having our annual Conference at Tannehill State Park this September 6 7 & 8 and you may have been able to put the information in your newsletter already. But we want to notify as many blacksmiths in adjoining states as possible with a copy of our brochure in the mail. We hope to send each of your members who are not also Alabama Forge Council members a Conference brochure. Our members have already been notified in the Bituminous Bits issue just mailed.

We will appreciate any help you can give, we want to make this Conference one of the biggest ever.

Thanks, Robby

Robby Armstrong, Sec.-Treasurer Alabama Forge Council rarmstrong37@comcast.net
(Brownsboro Alabama, near Huntsville)

ABANA SCHOLARSHIPS

Dear Editor: The Alabama Forge Council has announced it's 2003 Scholarships. Many FABAs members belong also to our good neighbors across the border. Though they, as I, receive "Bituminous Bits", a reinforcement through our Clinker Breaker of the Scholarship availability seems a fine thing to do. Thus I write to call attention to it — page 23 of the July—August Issue of bituminous Bits. Too, ABANA continues to offer scholarships to it's members. They are mentioned in every issue of Anvil's Ring. Thanks for helping with the advertising. Respectfully, Skeeter Prather, Chairman Scholarship Committee

OCTOBER 2002 MEETING
THE OCMULGEE BLACKSMITH GUILD
Saturday & Sunday, October 5 & 6
Shady Rest Forge
7475 Hammock Road
Macon, GA 31217
Contact Buster Grubbs at (478) 743-4244
ANNUAL TERRY ELLERBEE HAMMER-IN
DEDICATED TO TERRY
AND
THE ART OF KNIFE MAKING

SEPTEMBER 2002 MEETING
THE OCMULGEE BLACKSMITH GUILD
Saturday, September 7, 9:30a.m.
Wolf skin Ironworks
Cleveland, GA
Contact Mitchell Crump at (706) 865-5947

From Gainesville take Hwy 129 straight through. At the Hwy60 & 129 split; stay on Hwy 129 through Cleveland. Turn right on 75 North. Go about 4 miles to West Family Restaurant on the right. Take a right on Tom Bell Road. (Go to the 2 Tom Bell Road). Turn left on first paved road (Chambers Road). Go 150 yards; turn left (dirt road); go past log house with red roof. Turn left behind red roof house. You will see the shop.

Blacksmith Positions Available

Established artistic metalworking business specializing in high-end custom and production ironwork is seeking apprentice and journeyman blacksmiths. Only serious, self-motivated, high-energy people need apply. Send resume and letter of interest to: Jeff Fetty Leaning Oak Forge Inc. 1041 Lion Fork Spencer, WV 25276 Or email jefffetty@jefffettyironwork.com Visit us on the web at www.jefffettyironwork.com No phone calls please.

Forge Scale

By Hardy Swage

Forge scale is that nasty gray stuff that coats your work, thwarts your welds, and messes up the work area while burning your hands and clothes. There are many ways to get rid of this unwanted forging by-product. Here are some suggestions:

1. Ignore it-Use a little wire brush action and hit with a petroleum/wax substance at a black heat to get that "baked on finish". Looks rough and is.

2. Vigorous Wire Brushing- A. Hand held wire brush worked hard from a high to low heat will take most scale off and leave a relatively clean piece. Key is to work hard when piece is hot but below "scaling temp". B. Powered wire wheels can remove a lot of scale, but these also have some hazards; wear protection and think safety at all times. Small flying objects in the shop are not much fun. Phil Baldwin says: "Wire brush on large pieces from a red heat to below scaling heat works really well using the knotted brush on the angle grinder. Leaves a nice burnished surface as well."

3. Tumbling- Put finished forgings into a container with other material that acts as an abrasive. Chad from a punch press works well as it has sharp edges. Darryl Nelson has built large capacity units that are motor driven and located in special spaces insulated to contain the incredible noise they give off. Good system for getting a lot of items cleaned up while freeing you up for other work.

4. Sand Blasting- this technology has become much cheaper and is easily available in smaller size units from places like Harbor Freight. Something worth looking into. Phil Baldwin says, "Scale must be removed if the object is to given a serious coating such as paint, powder coat, or galvanizing. The only way to really clean off the whole surface is by blasting with sand, steel shot, or glass beads. Wheel abrading is a mechanical blasting process with steel shot. The downside is that blasting will wipe away subtle hammer textures and really needs to be sent out."

5. **Wet Anvil**- standing water on anvil will "pop" the scale when hot metal is forged. Lots of mess and noise.

6. Acid Bath (pickling)- Joe Elliot uses Muriatic acid (HCl) to take the scale right off but this leaves a gray film on the metal. A little buffing action with a wire wheel cleans off the film. **NEGATIVES:** Hazardous fumes and material, storage & handling problems, have to neutralize the action somehow or will turn everything to rust. Source is mason's acid from building supply stores. Read directions very carefully. **IMPORTANT:** Before you drop a piece in the bath be sure you have way to retrieve it when the acid has done its work! The acid works best when diluted and not full strength. Joe also uses this on brass or bronze. Phil Baldwin takes a different

approach: "Pickling is one of the best processes to use. Chloride based acids or salts are not recommended, especially Muriafic or Hydrochloric acid, because of the fuming quality and the difficulty in neutralizing the acid. Sulfuric acid is the best mineral acid, use a low concentration, 5 to 100/0. If an organic approach is preferred, use vinegar, it works just fine and presents no disposal problems. A rinse in a baking soda solution followed by clean water and a wire brush is the best post pickle treatment. Pickling is preferred prior to cold forging or planishing."

7. File work- forge scale is tough stuff and will shorten the life of a file. Use large bastard files to do the rough work. Filing is more work than forging so forge very close to finished shape.

8. Abrasives- belts, wheels, discs, etc- relative inexpensive, work well, easily available. Over-use gives your work that special look that is a distraction in my opinion.

9. Cold work- example: planishing of spoon bowls removes the scale and cleans up the bowl. Not doable on all types of work or in all situations.

10. Work at low temperatures- Peter Ross says: "It's not simply a matter of working down to a low heat- you have to forge VIGOROUSLY at the upper end of the heats too. If you take several low heats and don't do much to the bar, it will still get scale buildup. The way to avoid scale is a blend of three things:

A. Start at high heats and work hard. Try to do a lot of deforming at the upper heat range (rather than a few taps here and there)

B. Plan the heats so that you will finish each heat with a little smoothing at below orange

C. Plan the last heat so the final smoothing can be finished when the bar is below a scaling heat. Don't heat that section again (even when working another part of the piece).

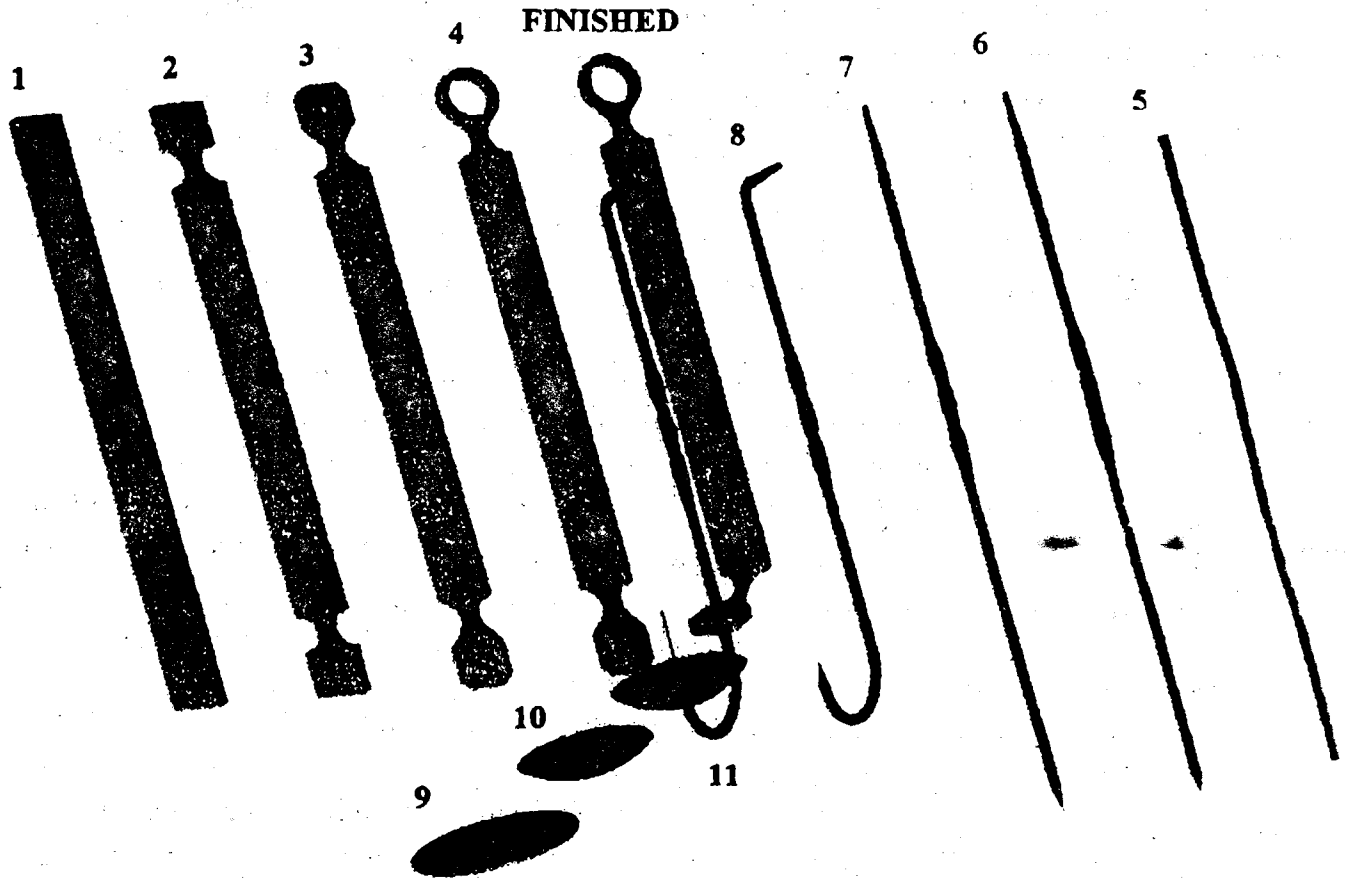
I think it's the combination of aggressive working and careful watching that leads to success.

Conclusion: There are a lot of safety issues here. Think before you act and think safety at all times. Different folks have different systems, there is no one "right" answer. Find what works best for you and the type of work you do. A combination of systems may be the best approach. Example: Large architectural pieces may be pickled before assembly and then treat the collars and tenons in a different manner as the unit comes together

Article thanks to Bituminous Bits Alabama forge council 7/02

ADJUSTABLE TRAMMEL READING LIGHT

THIS TRAMMEL HOOK / CANDLE HOLDER IS A TAKE OFF OF THE TRAMMEL HOOK FOR HANGING POTS OVER THE FIRE FROM A FIRE CRANE. THIS ADAPTATION IS FOR A READING LIGHT (CANDLE HOLDER). THE CONSTRUCTION IS SIMILAR TO THAT OF THE TRAMMEL HOOK EXCEPT YOU ARE PROVIDED WITH AN ADJUSTABLE LIGHT, RAISED OR LOWERED DEPENDING ON YOUR LIGHT REQUIREMENTS. IT MAKES A GREAT STORM LIGHT WHEN THE ELECTRIC POWER IS SHUT OFF.



MATERIALS REQUIRED

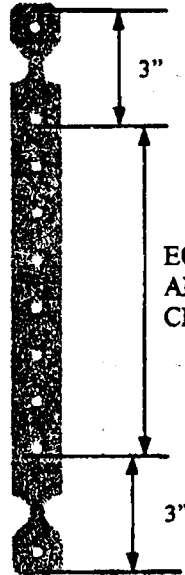
- (1) 3/4" X 3/16" X 12" LONG FLAT BAR (STEP 1-2-3-4)
- (1) 1/4" ROUND ROD 12" LONG (STEP 5-6-7-8)
- (1) 1/8" X 3" ROUND PLATE DISK (STEP 9-10)

Reprinted from the Spring, 2001, newsletter of the Tidewater Blacksmith's Guild and found in the September-October, 2001, Edition of "The Iron Trillium", newsletter of the Ontario Artist-Blacksmith Association.

HAMMER & TONG



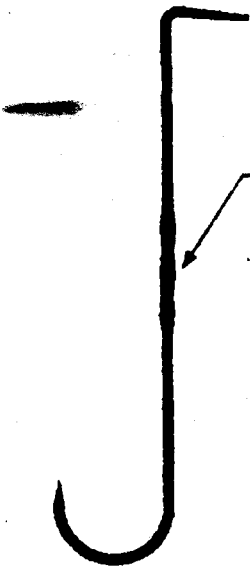
USE A SPRING FULLER ON EACH END APPROX. 3/4" FROM THE ENDS. FROM THAT POINT, FORM A TAPER BACK INTO THE FIRST HOLE. ROUND UP THE SQUARE ENDS AND PUNCH A 5/16" DIA HOLE IN ONE END, AND ELONGATE THE HOLE AT THE OTHER END.



EQUAL SPACING APPROX 1" ON CENTER



LOCATE THE HOLES APPROX 3" FROM EACH END, AND SPACE THE HOLES AT ABOUT 1" ON CENTER, OR TO SUITE. RE-HEAT THE BOTTOM END AND BEND TO 90 DEG.




1/4" ROUND— POINT UP EACH END WITH A LONG ROUND TAPER. (MAKE SQUARE THEN ROUND.) BEND ONE END ABOUT @ 90 DEG PLUS.

HAMMER A SQUARE AREA IN THE MID AREA OF THE ROD AND TWIST IT TO SUITE.

LAST STEP IS WELDING THE DISK TO THE 1/4" ROD TO FORM THE CANDLE HOLDER.

HAMMER THE 3" DISK ON A SWAGE BLOCK TO FORM A BOWL SHAPE. IF YOU DON'T HAVE A SWAGE BLOCK TRY USING A SOFT WOOD STUMP.



Reprinted from the Spring, 2001, newsletter of the Tidewater Blacksmith's Guild and found in the September-October, 2001, Edition of "The Iron Trillium", newsletter of the Ontario Artist-Blacksmith Association.

FABA Officers

President	Bob Jacoby	(904) 260-9981	jacoby@fdn.com
Vice President	Bill Robertson	(850) 668-2876	applecrossforge@nettally.com
Treasurer	Deana Baggett	(850) 878-8535	wbaggett@mailier.fsu.edu
Secretary	Karen Wheeler	(352) 486-4370	kwheel@svic.net
Program Chair	Dot Butler	(850) 539-5742	jgbutler@sprintmail.com
Past President	Patty Draper	(850) 668-2876	applecrossforge@nettally.com
Trustee #1	Joel Clark	(904) 321-2116	jac@net-magic.net
Trustee #2	John Butler	(850) 539-5742	jgbutler@sprintmail.com

FABA MEMBERSHIP APPLICATION

Florida Artist Blacksmith Association, Inc.

Send this application and a membership fee of \$20.00 to

Date _____ New Renewal

Dena Bagett, FABA Treasurer
6840 Bird Song Trail
Tallahassee, FL 32309

Name _____

Address _____

City _____ State _____ Zip _____

Phone: Home _____ Work: _____

E-Mail _____

Spouse's Name: _____

Make check out to FABA. Your FABA membership begins when we receive your payment and lasts one year. Membership is for a family. You don't have to be an ABANA member to join FABA, but many FABA members are, and we encourage membership in both organizations. See our web site for details.

If you do not wish to be listed in the printed FABA directory, please check the box to the right



the florida Clinker Breaker
FLORIDA ARTIST BLACKSMITH ASSOCIATION
LEROI PRICE, Editor
808 W. Oak St.
Kissimmee, FL 34741 407-891-0708 eve
407-847-6900 day or lnsreprice@hotmail.com
<http://www.blacksmithing.org>

August 2002

Clyde & Vi Payton [4/2003]
250 Payton Road
Monticello, FL 32344-7002

Check your membership expiration date, get your dues in on time please !

The Florida Artist Blacksmith Association(FABA) - Chapter of Artist Blacksmith Association of North America, Inc., is a 501(c)(3) non-profit educational organization whose purposes are to teach, promote, and preserve the art of blacksmithing. Contributions are tax-deductible to the extent provided by law. FABA publishes the Florida Clinker Breaker monthly, and FABA membership includes a subscription. We solicit correspondence and unpaid articles on any subjects related to FABA's purposes. ABANA chapter newsletters may reprint non-copyrighted material if it is credited to the author and this newsletter. You need the publisher's permission to reprint copyrighted material unless otherwise noted.

