

NAILS - THE PETER ROSS WAY

Hugh Eddy

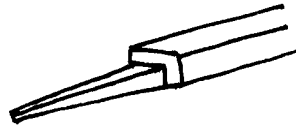
1. $\frac{1}{4}$ in. rnd. or sq. stock.



2. Begin square taper.




3. Shoulder two sides.




Reprinted from *The Hot Iron News*

4. Nick two sides with hardy.



5. Place in nail header and twist off.

4. Nick two sides with hardy.



6. Flatten head with 3 or 4 facets.

6. Flatten head with 3 or 4 facets.

7. Quench in water and knock out nail.

